

KOVALAM INVESTMENT AND TRADING CO LTD

CIN No : L65910PB1981PLC023058

REGD. OFFICE : PREMISES OSWAL WOOLLEN MILLS LTD, G.T. ROAD, SHERPUR, LUDHIANA - 141003

Phone : 0161 - 5066605 Fax : 0161 - 5066602



Email : kovalam@owmnahar.com

Part - 1

Statement of Unaudited Financial Results for the Quarter Ended 30th September, 2016

(Rupees in Lacs)

SR. NO	PARTICULARS	Quarter Ended			Six Months Ended		Year Ended
		30.09.2016	30.06.2016	30.09.2015	30.09.2016	30.09.2015	31.03.2016
		(Unaudited)	(Unaudited)	(Unaudited)	(Unaudited)	(Unaudited)	(Audited)
		(1)	(2)			(3)	(4)
1	Income from Operations						
	a) Net Sales/Income from Operations	78.78	40.49	62.61	119.27	119.33	223.38
	b) Other Operating Income	-	-	-	-	2.15	22.46
	Total Income from Operations (Net)	78.78	40.49	62.61	119.27	121.48	245.84
2	Expenses						
	a) Employees Cost	2.55	2.55	1.80	5.10	2.10	7.20
	b) Rent Paid	0.42	0.41	0.41	0.83	0.82	1.65
	c) Rate, Fee & Taxes	-	0.10	0.01	0.10	0.05	0.55
	d) Listing Fee	-	2.29	-	2.29	2.25	2.25
	e) Other Expenses	0.57	0.14	0.37	0.71	0.43	2.30
	Total Expenses	3.54	5.49	2.59	9.03	5.65	13.95
3	Profit from Operations before Other Income, Finance Costs and Exceptional items (1 - 2)	75.24	35.00	60.02	110.24	115.83	231.89
4	Other Income	-	-	15.00	-	15.00	-
5	Profit from Ordinary Activities before Finance Costs and Exceptional items (3 + 4)	75.24	35.00	75.02	110.24	130.83	231.89
6	Finance Costs	-	-	-	-	-	-
7	Profit from Ordinary Activities before Finance Costs but before Exceptional items (5 - 6)	75.24	35.00	75.02	110.24	130.83	231.89
8	Exceptional items	-	-	-	-	-	-
9	Profit (+)/Loss(-) from Ordinary Activities before Tax (7 + 8)	75.24	35.00	75.02	110.24	130.83	231.89
10	Tax Expenses (Including Deferred Tax)	13.70	11.50	16.18	25.20	34.29	66.39
11	Net Profit (+)/Loss(-) from Ordinary Activities After Tax (9 - 10)	61.54	23.50	58.84	85.04	96.54	165.50
12	Extraordinary items (Net of Tax Expenses Rs.)	-	-	-	-	-	-
13	Net Profit(+)/Loss(-) for the Period (11 - 12)	61.54	23.50	58.84	85.04	96.54	165.50
14	Paid-up Equity Share Capital (Face Value of Rs.10/- each)	222.39	222.39	222.39	222.39	222.39	222.39
15	Reserves excluding revaluation reserves (As per Balance Sheet) of Previous Accounting Year	-	-	-	-	-	2,130.44
16	Earning per Share (EPS) Basic & Diluted	2.76	1.06	2.65	3.82	4.34	

KOVALAM INVESTMENT AND TRADING CO LTD

CIN No : L65910PB1981PLC023058

REGD. OFFICE : PREMISES OSWAL WOOLLEN MILLS LTD, G.T. ROAD, SHERPUR, LUDHIANA - 141003

Phone : 0161 - 5066605 Fax : 0161 - 5066602

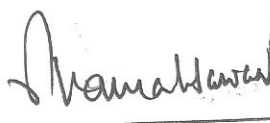

Email : kovalam@owmnahar.com

Part - II

Segment Wise Revenue, Results and Capital Employed Under Clause 41 of Listing Agreement

(Rupees in Lacs)

SR. NO	PARTICULARS	Quarter Ended			Six Months Ended		Year Ended
		30.09.2016	30.06.2016	30.09.2015	30.09.2016	30.09.2015	31.03.2016
		(Unaudited)	(Unaudited)	(Unaudited)	(Unaudited)	(Unaudited)	(Audited)
		(1)	(2)	(3)	(4)	(5)	(6)
1	SEGMENT REVENUE						
	a) Investment & Finance	61.79	27.09	53.08	88.88	81.67	142.92
	b) Services (Brokerage)	16.99	13.40	24.53	30.39	54.81	102.92
	Net Income from Operations	78.78	40.49	77.61	119.27	136.48	245.84
2	SEGMENT RESULTS						
	Profit/(Loss) before Tax and Interest						
	a) Investment & Finance	58.55	21.90	50.79	80.45	76.62	130.17
	b) Services (Brokerage)	16.69	13.10	24.23	29.79	54.21	101.72
	Less : Interest	-	-	-	-	-	-
	Other Unallocable Expenditure	-	-	-	-	-	-
	Total Profit Before Tax	75.24	35.00	75.02	110.24	130.83	231.89
3	CAPITAL EMPLOYED						
	(Segment Assets-Segment Liabilities)						
	a) Investment & Finance	2433.73	2,373.24	2,270.90	2433.73	2,270.90	2,337.19
	b) Services (Brokerage)	-	-	5.24	-	5.24	10.13
	c) Unallocable Assets Less Liabilities	4.14	3.09	7.73	4.14	7.73	5.51
	Total Capital Employed	2437.87	2,376.33	2,283.87	2437.87	2,283.87	2,352.83

KOVALAM INVESTMENT AND TRADING CO LTD

CIN No : L65910PB1981PLC023058

REGD. OFFICE : PREMISES OSWAL WOOLLEN MILLS LTD, G.T. ROAD, SHERPUR, LUDHIANA - 141003

Phone : 0161 - 5066605 Fax : 0161 - 5066602

Email : kovalam@owmnahar.com

Disclosure of Balance Sheet Items as per Clause 41 of the Listing Agreement Statement of Assets and Liabilities

(Rupees in Lacs)

SR. NO	PARTICULARS	30.09.2016	30.09.2015
		(Unaudited)	(Unaudited)
A	<u>Equity and Liabilities</u>		
1	<u>Shareholder's Fund :</u>		
a)	Share Capital	222.39	222.39
b)	Reserves and Surplus	2,215.48	2,061.48
	Sub Total : Shareholder's Fund	2,437.87	2,283.87
2	<u>Current Liabilities</u>		
a)	Current Liabilities	2.61	5.19
b)	Short Term Provisions	28.58	36.71
	Sub Total : Current Liabilities	31.19	41.90
	Total Equity and Liabilities	2,469.06	2,325.77
B	<u>Asset</u>		
1	<u>Non Current Assets</u>		
a)	Fixed Assets		-
b)	Non Current Investments	1,176.61	1,170.75
c)	Deffered Tax Assets (Net)	7.93	7.93
	Sub Total : Non Current Assets	1,184.54	1,178.68
2	<u>Current Assets</u>		
a)	Current Investments	-	-
b)	Inventories	-	-
c)	Trade Receivables	-	-
d)	Cash and Cash Equivalent	18.97	46.04
e)	Short Term Loans and Advances	1,178.00	1,021.00
f)	Other Current Assets	87.55	80.05
	Sub Total : Current Assets	1,284.52	1,147.09
	Total Assets	2,469.06	2,325.77

Notes:

- 1 The above financial results of Kovalam Investment and Trading Co Ltd, have been reviewed by the Audit Committee and subsequently approved at the meeting of the Board of Directors held on 12.11.2016.
- 2 The statutory auditors of the Company have carried out an review of the financial statements for the quarter ended 30th Sept, 2016 and have issued an unmodified audit report.
- 3 The Previous year/period figures have been regrouped/rearranged wherever found necessary.

For Kovalam Investment and Trading Co Ltd


(PAWAN KUMAR SHARMA)

Director

DIN - 07163131



Place : Ludhiana

Dated. 12.11.2016