

**Introductory sub-table (I)(a)**

<b>Name of the Company: OSWAL LEASING LIMITED</b>					
<b>Scrip Code, Name of the scrip, class of security: 509099/2263 (BSE) and DSE, EQUITY SHARE</b>					
<b>Quarter ended: 31.03.2015</b>					
<b>Partly paid-up shares:-</b>					
<b>No. of partly paid-up shares</b>		<b>As a % of total no. of partly paid-up shares</b>		<b>As a % of total no. of shares of the company</b>	
Held by promoter/promoter group	0	#DIV/0!	#DIV/0!	#DIV/0!	#DIV/0!
Held by public	0	#DIV/0!	#DIV/0!	#DIV/0!	#DIV/0!
<b>Total - D</b>	<b>0</b>	<b>#DIV/0!</b>		<b>#DIV/0!</b>	
<b>Outstanding convertible securities:- No. of outstanding securities</b>					
		<b>As a % of total no. of outstanding convertible securities</b>		<b>As a % of total no. of shares of the company, assuming full conversion of the convertible securities</b>	
Held by promoter/promoter group	0	#DIV/0!	#DIV/0!	#DIV/0!	#DIV/0!
Held by public	0	#DIV/0!	#DIV/0!	#DIV/0!	#DIV/0!
<b>Total - E</b>	<b>0</b>	<b>#DIV/0!</b>		<b>#DIV/0!</b>	
<b>Warrants:-</b>					
<b>No. of warrants</b>		<b>As a % of total no. of warrants</b>		<b>As a % of total no. of shares of the company, assuming full conversion of warrants</b>	
Held by promoter/promoter group	0	#DIV/0!	#DIV/0!	#DIV/0!	#DIV/0!
Held by public	0	#DIV/0!	#DIV/0!	#DIV/0!	#DIV/0!
<b>Total - F</b>	<b>0</b>	<b>#DIV/0!</b>		<b>#DIV/0!</b>	
<b>Total paid-up capital of the company, assuming full conversion of warrants and convertible securities (Grand Total (A+B+C)+ D+E+F)</b>					
				<b>500000</b>	

**OSWAL Leasing Limited**

*[Signature]*  
**Director**

## (1) (a) Statement Showing Shareholding Pattern

Name of the Company:	OSWAL LEASING LIMITED
Company Code : 2263	Quarter ended: 31st March, 2015

Category code	Category of shareholder	Number of shareholders	Total Number of shares	No. of shares held in dematerialized form	Total shareholdings as a percentage of total		Shares Pledged or otherwise encumbered	
					As a percentage of (A+B)	As a percentage of (A+B+C)	Number of shares	As a percentage
(A)	<b>Shareholding of Promoter and Promoter Group</b>							
(1)	<b>Indian</b>							
(a)	Individuals/ Hindu Undivided Family	---	---	---	---	---	---	---
(b)	Central Government/ State Government(s)	---	---	---	---	---	---	---
(c)	Bodies Corporate	5	129898	129848	25.98	25.98	---	---
(d)	Financial Institutions/Banks	---	---	---	---	---	---	---
(e)	Any Other (specify)	---	---	---	---	---	---	---
	<b>Sub-Total (A)(1)</b>	5	129898	129848	25.98	25.98	---	---
(2)	<b>Foreign</b>	---	---	---	---	---	---	---
(a)	Individuals (Non Resident Individuals/Foreign individuals)	---	---	---	---	---	---	---
(b)	Bodies Corporate	---	---	---	---	---	---	---
(c)	Institutions	---	---	---	---	---	---	---
(d)	Any Other (specify)	---	---	---	---	---	---	---
	<b>Sub-Total (A)(2)</b>	---	---	---	---	---	---	---
(B)	<b>Public shareholding</b>							
(1)	<b>Institutions</b>	---	---	---	---	---	---	---
(a)	Mutual Funds/UTI	---	---	---	---	---	---	---
(b)	Financial Institutions/Banks	---	---	---	---	---	---	---
(c)	Central Government/State Government(s)	---	---	---	---	---	---	---
(d)	Venture Capital Funds	---	---	---	---	---	---	---
(e)	Insurance Companies	---	---	---	---	---	---	---
(f)	Foreign Institutional Investors	---	---	---	---	---	---	---
(g)	Foreign Venture Capital Invest	---	---	---	---	---	---	---
(h)	Any ther (specify)	---	---	---	---	---	---	---
	<b>Sub-Total (B)(1)</b>	---	---	---	---	---	---	---
(2)	<b>Non-institutions</b>							
(a)	Bodies Corporate	13	13300	---	2.66	2.66	---	---
(b)	Individuals- i. Individual shareholders holding nominal share capital up to Rs.1 Lakh. ii. Individual shareholders holding nominal share capital in excess of Rs.1 Lakh.	3079	356802	7550	71.36	71.36	---	---
(c)	Any Other (specify)	---	---	---	---	---	---	---
	<b>Sub-Total (B)(2)</b>	3092	370102	7550	74.02	74.02	---	---
	<b>Total Public Shareholding (B) = (B)(1)+(B)(2)</b>	3092	370102	7550	74.02	74.02	---	---
	<b>TOTAL (A) + (B)</b>	3097	500000	137398	100	100	---	---
(C)	<b>Shares held by Custodians and against which Depository Receipts have been issued</b>	---	---	---	---	---	---	---
	<b>GRAND TOTAL (A) + (B) + (C)</b>	3097	500000	137398	100	100	---	---

Per Oswal Leasing Limited


  
Director

**OSWAL LEASING LIMITED**


**(1)(b) STATEMENT SHOWING SHAREHOLDING OF PERSONS BELONGING TO THE CATEGORY  
"PROMOTER AND PROMOTER GROUP"**

Sr. No.	Name of the shareholders	Total shares held		Shares pledged or otherwise encumbered		
		Number of shares	As a % of grand total (A)+(B)+( C ) of sub-clause (1)(a)	Number	As a percentage	As a % grand total (A)+(B)+( C ) of sub clause (1)(a)
1	Atam Vallabh Financiers Limited	900	0.180	---	---	---
2	Gimar Investment Limited	12248	2.449	---	---	---
3	Kovalam Investment & Trading Co. Ltd.	14200	2.840	---	---	---
4	Nagdevi Trading & Investment Co. Ltd.	39050	7.810	---	---	---
5	Sankheshwar Holding Company Ltd.	63500	12.700	---	---	---
	<b>TOTAL=</b>	<b>129898</b>	<b>25.979</b>	<b>---</b>	<b>---</b>	<b>---</b>

**(1) (c ) (i) STATEMENT SHOWING SHAREHOLDING OF PERSONS BELONGING TO THE CATEGORY  
"PUBLIC" AND HOLDING MORE THAN 1% OF THE TOTAL NUMBER OF SHARES**

Sr. No.	Name of the shareholders	Number of Shares	Shares as a percentage of total number of shares ( i.e. Grand Total: (A)+ (B) + ( C ) indicated in Statement at para (1)(a) above)
1	The Uttar Pradesh Stock Exchange Ass.Ltd.	9800	1.96
2	Pushkal	5050	1.01
	<b>TOTAL</b>	<b>14850</b>	<b>2.97</b>

**For Oswal Leasing Limited**

  
**Director**

**OSWAL LEASING LIMITED**

(D)(c)(ii) Statement showing holding of securities (including shares, warrants, convertible securities) of persons (together with PAC) belonging to the category “Public” and holding more than 5% of the total number of shares of the company

Sr. No.	Name(s) of the shareholder(s) and the Persons Acting in Concert (PAC) with them	Number of shares	Shares as a percentage of total number of shares {i.e., Grand Total (A)+(B)+(C) indicated in Statement at para	Details of warrants		Details of convertible		Total shares (including underlying shares assuming full conversion of warrants and convertible
				Number of warrants	As a % total number of warrants of the same class	Number of convertible securities held	% w.r.t total number of convertible securities of the same class	
1		0	0.00	0	0	0	0	0
2		0	0.00	0	0	0	0	0
3		0	0.00	0	0	0	0	0
4		0	0.00	0	0	0	0	0
5		0	0.00	0	0	0	0	0
6		0	0.00	0	0	0	0	0
7		0	0.00	0	0	0	0	0
8		0	0.00	0	0	0	0	0
9		0	0.00	0	0	0	0	0
10		0	0.00	0	0	0	0	0
TOTAL		0	0.00	0	0	0	0	0

**NOTE : NO SHAREHOLDER - PUBLIC CATEGORY HAS SHAREHOLDING 5% OR MORE**

**For General Leasing Limited**


**Director**

**OSWAL LEASING LIMITED**

**(1)(d) STATEMENT SHOWING DETAILS OF LOCKED-IN SHARES**

Sr. No.	Name of the shareholders	Number of locked-in Shares	Locked-in shares as a percentage of total number of shares ( i. e . Grand Total (A) + (B) + ( C ) indicated in Statement at para (1)(a) above)
---	---	---	---
---	---	---	---
	TOTAL	---	---

***For Oswal Leasing Limited***

  
***Director***

**OSWAL LEASING LIMITED**


**(II) (a) STATEMENT SHOWING DETAILS OF DEPOSITORY RECEIPTS (DRs)**

Sr. No.	Type of outstanding DR (ADRs, GDRs, SDRs, etc.)	Number of outstanding DRs	Number of Shares underlying outstanding DRs	Shares underlying outstanding DRs as a percentage of total number of shares { i.e. , Grand Total (A)+(B)+(C ) indicated in Statement at para (I)(a) above }
1	----	----	----	----
2	----	----	----	----
	TOTAL	----	----	----

**(II) (b) STATEMENT SHOWING HOLDING OF DEPOSITORY RECEIPTS (DRs), WHERE UNDERLYING SHARES IN EXCESS OF 1% OF THE TOTAL NUMBER OF SHARES**

Sr. No.	Type of outstanding DR (ADRs, GDRs, SDRs, etc.)	Number of the DR Holder	Number of Shares underlying outstanding DRs	Shares underlying outstanding DRs as a percentage of total number of shares { i.e. , Grand Total (A)+(B)+(C ) indicated in Statement at para (I)(a) above }
1	----	----	----	----
2	----	----	----	----
	TOTAL	----	----	----

***For Oswal Leasing Limited***

  
**Director**