



INDUSTRIAL ENTERPRISES LTD.

o/L



Regd. & Admn. Office : Focal Point, Ludhiana - 141 010. (INDIA)
Phones : 0091-161-2672590 to 91 Fax : 0091-161-2674072
E-mail : nilldh@owmnaahar.com

NIEL:SCY: 3415

Dated: 18.10..2011

Bombay Stock Exchange Limited
(Department of Corporate Services)
Floor 25, P J Towers,
Dalal Street, Fort, MUMBAI 400001

Reg: Shareholding Pattern
Scrip Code : 519136

Name of the Company: Nahar Industrial Enterprises Limited
Quarter ending on : 30.09.2011

Dear Sir,

Please find enclosed herewith Shareholding Pattern as per Clause 35 of the Listing Agreement for the quarter ended on 30.09.2011.


Please take on record of the same.

Thanking you,


Yours faithfully,
For NAHAR INDUSTRIAL ENTERPRISES LIMITED

COMPANY SECRETARY
Encl: As above

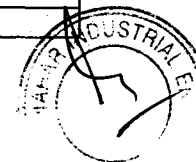
Introductory sub-table (I)(a)			
Name of the Company: NAHAR INDUSTRIAL ENTERPRISES LIMITED			
Scrip Code, Name of the scrip, class of security: 519136 (BSE), NAHARINDUS (NSE), EQUITY SHARE			
Quarter ended: 30.09.2011			
Partly paid-up shares:-	No. of partly paid-up shares	As a % of total no. of partly paid-up shares	As a % of total no. of shares of the company
Held by promoter/promoter group	0	0	0
Held by public	561024	100	1.39
Total - D	561024	100	1.39
Outstanding convertible securities:-	No. of outstanding securities	As a % of total no. of outstanding convertible securities	As a % of total no. of shares of the company, assuming full conversion of the convertible securities
Held by promoter/promoter group	0	#DIV/0!	0
Held by public	0	#DIV/0!	0
Total - E	0	#DIV/0!	0
Warrants:-	No. of warrants	As a % of total no. of warrants	As a % of total no. of shares of the company, assuming full conversion of warrants
Held by promoter/promoter group	0	#DIV/0!	0
Held by public	0	#DIV/0!	0
Total - F	0	#DIV/0!	0
Total paid-up capital of the company, assuming full conversion of warrants and convertible securities (Grand Total (A+B+C)+ D+E+F)		40395865	100



Statement Showing Shareholding Pattern								
Category code	Category of Shareholder	Number of Shareholders	Table (I)(a)				Shares Pledged or otherwise encumbered	
			Total number of shares	Number of shares held in dematerialize	Total shareholding as a percentage of total number of		Number of shares	As a percentage
(I)	(II)	(III)	(IV)	(V)	As a percentage of (A+B) ¹	(VII)	(VIII)	(IX) = (VIII)/(IV)*100
(A)	Shareholding of Promoter and Promoter Group ²							
1	Indian							
(a)	Individuals/ Hindu Undivided Family	2	1324	1324	0.00	0.00		0.00
(b)	Central Government/ State Government(s)	0	0	0	0.00	0.00		#DIV/0!
(c)	Bodies Corporate *	15	25589919	25589919	64.24	64.24		0.00
(d)	Financial Institutions/ Banks	0	0	0	0.00	0.00		#DIV/0!
(e)	Any Others(Specify)	0	0	0	0.00	0.00		#DIV/0!
	Sub Total(A)(1)	17	25591243	25591243	64.24	64.24	0	0.00
* Includes 45.75.000 equity shares allotted to the holder's of Warrant B Corporate Action for credit of shares is pending.								
2	Foreign							
a	Individuals (Non-Residents Individuals/ Foreign Individuals)		0	0	0.00	0.00		#DIV/0!
b	Bodies Corporate		0	0	0.00	0.00		#DIV/0!
c	Institutions		0	0	0.00	0.00		#DIV/0!
d	Any Others(Specify)		0	0	0.00	0.00		#DIV/0!
	Sub Total(A)(2)	0	0	0	0.00	0.00	0	#DIV/0!
	Total Shareholding of Promoter and Promoter Group (A)= (A)(1)+(A)(2)	17	25591243	25591243	64.24	64.24	0	0.00




(B)	Public shareholding							
1	Institutions							
(a)	Mutual Funds/ UTI	27	18552	4938	0.05	0.05		
(b)	Financial Institutions / Banks	24	18819	12898	0.05	0.05		
(c)	Central Government/ State Government(s)	0	0	0	0.00	0.00		
(d)	Venture Capital Funds	0	0	0	0.00	0.00		
(e)	Insurance Companies	5	169463	169363	0.43	0.43		
(f)	Foreign Institutional Investors	1	112	0	0.00	0.00		
(g)	Foreign Venture Capital Investors	0	0	0	0.00	0.00		
(h)	NRI/OCB	5824	336149	64841	0.84	0.84		
	Sub-Total (B)(1)	5881	543095	252040	1.36	1.36		
B 2	Non-institutions							
(a)	Bodies Corporate	554	1566775	1526618	3.93	3.93		
(b)	Individuals				0.00	0.00		
I	Individuals -i. Individual shareholders holding nominal share capital up to Rs 1 lakh	81806	6969244	3535918	17.50	17.50		
II	ii. Individual shareholders holding nominal share capital in excess of Rs. 1 lakh.	52	5164484	4987959	12.96	12.96		
(c)	Any Other (specify)				0.00	0.00		
	Sub-Total (B)(2)	82412	13700503	10050495	34.39	34.39		
(B)	Total Public Shareholding (B)= (B)(1)+(B)(2)	88293	14243598	10302535	35.76	35.76		
	TOTAL (A)+(B)	88310	39834841	35893778	100.00	100.00		
(C)	Shares held by Custodians and against which Depository Receipts have been issued							
1	Promoter and Promoter Group					0.00		#DIV/0!
2	Public					0.00		
	Sub-Total (C)	0	0	0		0	0	
	GRAND TOTAL (A)+(B)+(C)	88310	39834841	35893778		100.00	0	0.00



(I)(b) Statement showing Shareholding of persons belonging to the category
"Promoter and Promoter Group"

Sr. No.	Name of the shareholder	Total shares held		Shares pledged or otherwise encumbered		
		Number of shares	As a % of grand total (A)+(B)+(C)	Number	As a percentage	As a % of grand total (A)+(B)+(C) of sub-clause (I)(a)
(I)	(II)	(III)	(IV)	(V)	(VI)=(V)/(III)*100	(VII)
1	NAHAR CAPITAL & FINANCIAL SERVICES LTD.	9336745	23.44		0.00	0.00
2	JL GROWTH FUND LTD.	3421836	8.59		0.00	0.00
3	NAHAR POLY FILMS LTD.	2708800	6.80		0.00	0.00
4	VARDHMAN INVESTMENTS LTD.	2277955	5.72		0.00	0.00
5	OSWAL WOOLLEN MILLS LTD.	1956829	4.91		0.00	0.00
6	NAGDEVI TRADING & INVEST. CO. LTD.	1691753	4.25		0.00	0.00
7	ATAM VALLABH FINANCIERS LTD.	1691364	4.25		0.00	0.00
8	KOVALAM INVESTMENT & TRADING CO. LTD.	1102834	2.77		0.00	0.00
9	SANKHESHWAR HOLDING CO. LTD.	549842	1.38		0.00	0.00
10	VANAİK INVESTORS LTD.	287987	0.72		0.00	0.00
11	NAHAR GROWTH FUND PVT. LTD.	151785	0.38		0.00	0.00
12	NAHAR FINANCIAL & INVESTMENT LTD.	150870	0.38		0.00	0.00
13	LUDHIANA HOLDINGS LIMITED	137990	0.35		0.00	0.00
14	NEHA CREDIT & INVESTMENT PVT. LTD.	80654	0.20		0.00	0.00
15	ABHILASH GROWTH FUND PVT. LTD.	42675	0.11		0.00	0.00
16	SH. KAMAL OSWAL	1294	0.00		0.00	0.00
17	SH. DINESH OSWAL	30	0.00		0.00	0.00
TOTAL		25591243	64.24	0	0.00	0.00




**(I)(c) Statement showing Shareholding of persons belonging to the category
“Public” and holding more than 1% of the total number of shares**

Sr. No.	Name of the shareholder	Number of shares	Shares as a percentage of total number of shares {i.e., Grand Total (A)+(B)+(C) indicated in Statement at para (I)(a) above}
1	ASHISH DHAWAN	2590124	6.50
2	JATINDER NATH JHAMB	784569	1.97
3	MASTER CAPITAL SERVICES LIMITED	660501	1.66
TOTAL		4035194	10.13



(D)(d) Statement showing details of locked-in shares

Sr. No.	Name of the shareholder	Number of locked-in shares	Locked-in shares as a percentage of total number of shares (i.e., Grand Total (A)+(B)+(C) indicated in Statement at para (I)(a) above)
1	NIL	0	0.00
2			#VALUE!
3			0.00
4			0.00
5			0.00
6			0.00
7			0.00
8			0.00
9			0.00
TOTAL		0	0.00



(II)(a) Statement showing details of Depository Receipts (DRs)

Sr. No.	Type of outstanding DR (ADRs, GDRs, SDRs, etc.)	Number of outstanding DRs	Number of shares underlying outstanding DRs	Shares underlying outstanding DRs as a percentage of total number of shares {i.e., Grand Total (A)+(B)+(C) indicated in Statement at para (I)(a) above}
1	NIL	NIL		0.00
2				0.00
3				0.00
4				0.00
5				0.00
6				0.00
7				0.00
8				0.00
9				0.00
TOTAL		0	0	0.00



(II)(b) Statement showing holding of Depository Receipts (DRs), where underlying shares held by "promoter/promoter group" are in excess of 1% of the total number of shares

Sr. No.	Name of the DR Holder	Type of outstanding DR (ADRs, GDRs, SDRs, etc.)	Number of shares underlying outstanding DRs	Shares underlying outstanding DRs as a percentage of total number of shares {i.e., Grand Total (A)+(B)+(C) indicated in Statement at para (I)(a) above}
1	NIL	NIL		0.00
2				0.00
3				0.00
4				0.00
5				0.00
6				0.00
7				0.00
8				0.00
9				0.00
TOTAL			0	0.00

