

## NAHAR INDUSTRIAL ENTERPRISES LIMITED SHAREHOLDING PATTERN AS ON 27.08.2021 (PRE)

97

## Format of Holding Specified Securities

1.	Name of Listed Entity	NAHAR INDUSTRIAL ENTERPRISES LIMITED	
2.	Scrip Code/Name of Scrip/Class of Securities	BSE: 519136 NSE: NAHARINDUS; EQUITY SHARES	
3	Shareholding Pattern Filed under: Reg. 31(1) (a)/Reg. 31(1) (b)/Reg. 31(1)(c)  a) If under 31(1) (b) then indicate the report for quarter ending  b) If under 31(1)(c) then indicate date of allotment/extinguishment	PRE-MERGER/AMALGAMATION	
We hereby declare that:			
S. No.	Particulars	Yes	No
1	Whether the listed entity has issued any partly paid up shares?		No
2	Whether the Listed entity has issued any convertible securities or warrants?		No
3	Whether the listed entity has any shares against which depository receipt are issued?		No
4	Whether the entity has any shares locked- in?		No
5	Whether any shares held by promoters are pledge or otherwise encumbered?		No
6	Whether Company has equity shares with differential voting rights ?		No
7	Whether the listed entity has significant beneficial owner ?		No




TABLE I - Summary Statement holding of specified securities

Category	Category of Shareholder	No. of Shareholders	No. of Fully paid up equity shares held	No. of Partly paid up equity shares held	No. of shares underlying depository receipts	Total No of shares held (VII)=(IV)+(V)+(VI)	Shareholding as a % of total no. of shares (calculated as per SCRR, 1957), as a % of (A+B+C2)	Number of voting Rights held in each class of securities			No. of shares underlying outstanding convertible securities (including warrants)	Shareholding, as a % assuming full conversion of convertible securities (as a percentage of diluted share capital)(XI)=(VII)+(X) As a % of (A+B+C)	No. of Locked in shares		No. of shares pledged or otherwise encumbered		No. of equity shares held in dematerialised form (XIV)	
								No. of voting Rights		Total as a % of (A+B+C)			No. (a)	As a % of total shares held (b).	No. (a)	As a % of total shares held (b).		
(I)	(II)	(III)	(IV)	(V)	(VI)	(VII)	(VIII)	(IX)			(X)	(XI)	(XII)	(XIII)	(XIV)			
								Class e.g: X	Class e.g: Y	Total								
(A)	Promoter & Promoter Group	19	27393178	0	0	27393178	68.77	27393178	0	27393178	68.77	0	68.77	0	0	0	0	27393178
(B)	Public	46489	12441963	0	0	12441963	31.23	12441963	0	12441963	31.23	0	31.23	0	0	0	0	10749413
(C)	Non Promoter - Non Public	0	0	0	0	0	0			0	0	0	0	0	0	0	0	0
(C1)	Shares underlying DRs	0	0	0	0	0	0			0	0	0	0	0	0	0	0	0
(C2)	Shares held by Employees Trusts	0	0	0	0	0	0			0	0	0	0	0	0	0	0	0
	<b>Total</b>	<b>46508</b>	<b>39835141</b>	<b>0</b>	<b>0</b>	<b>39835141</b>	<b>100.00</b>	<b>39835141</b>	<b>0</b>	<b>39835141</b>	<b>100.00</b>	<b>0</b>	<b>100.00</b>	<b>0</b>	<b>0</b>	<b>0</b>	<b>0</b>	<b>38142591</b>




TABLE II - Statement showing shareholding pattern of the Promoter and Promoter Group

Category & Name of the shareholders	PAN	No. of Shareholders	No. of Fully paid up equity shares held	No. of Partly paid up equity shares held	No. of shares underlying depository receipts	Total No of shares held (VII)=(IV)+(V)+(VI)	Shareholding as a % of total no. of shares (calculated as per SCRR, 1957), as a % of (A+B+C2)	Number of voting Rights held in each class of securities			No. of shares underlying convertible securities (including warrants)	Shareholding, as a % assuming full conversion of convertible securities (as a percentage of diluted share capital)(XI)=(VII)+(X) As a % of (A+B+C)	No. of Locked in shares		No. of shares pledged or otherwise encumbered		No. of equity shares held in dematerialised form		
								(IX)					(X)	(XI)	(XII)			(XIII)	
								No. of voting Rights					Total as a % of (A+B+C)	No. (a)	As a % of total shares held (b)	No. (a)		As a % of total shares held (b)	
(I)	(II)	(III)	(IV)	(V)	(VI)	(VII)	(VIII)	(IX)			(X)	(XI)	(XII)		(XIII)		(XIV)		
								Class eq: X	Class eq: Y	Total									
(1) Indian																			
(a) Individuals/Hindu undivided Family		10	8794	0	0	8794	0.02	8794	0	8794	0.02	0	0	0	0	0	0	8794	
JAWAHAR LAL OSWAL	AA8PO2481J		1000	0	0	1000	0.00	1000	0	1000	0	0	0	0	0	0	0	1000	
KAMAL OSWAL	AAAP09697F		1294	0	0	1294	0.00	1294	0	1294	0	0	0	0	0	0	0	1294	
DINESH OSWAL	AA8PO2476P		1000	0	0	1000	0.00	1000	0	1000	0	0	0	0	0	0	0	1000	
MANISHA OSWAL	AA8PO2480K		1000	0	0	1000	0.00	1000	0	1000	0	0	0	0	0	0	0	1000	
RISHABH OSWAL	AA8PO9670L		1000	0	0	1000	0.00	1000	0	1000	0	0	0	0	0	0	0	1000	
ABHINAV OSWAL	ABCPO9440K		1000	0	0	1000	0.00	1000	0	1000	0	0	0	0	0	0	0	1000	
SANJANA OSWAL	BCHPA5617F		1000	0	0	1000	0.00	1000	0	1000	0	0	0	0	0	0	0	1000	
SAMBHAV OSWAL	AB8PO4583M		500	0	0	500	0.00	500	0	500	0	0	0	0	0	0	0	500	
TANVI OSWAL	AB8PO3069B		500	0	0	500	0.00	500	0	500	0	0	0	0	0	0	0	500	
RITU OSWAL	AA8PO2484P		500	0	0	500	0.00	500	0	500	0	0	0	0	0	0	0	500	
(b) Central Government/State Government																			
(c) Financial Institutions/Banks																			
(d) Bodies Corporates		9	27384384	0	0	27384384	68.74	27384384	0	27384384	68.74	0	0	0	0	0	0	27384384	
J.L. GROWTH FUND LTD.	AAAC1599Q		6446456	0	0	6446456	16.18	6446456	0	6446456	16.18	0	0	0	0	0	0	6446456	
WARDHMAN INVESTMENTS LTD.	AAACV1587G		3915131	0	0	3915131	9.83	3915131	0	3915131	9.83	0	0	0	0	0	0	3915131	
NAGDEVI TRADING & INVESTMENT CO. LTD.	AAACN1563A		2354279	0	0	2354279	5.91	2354279	0	2354279	5.91	0	0	0	0	0	0	2354279	
OSWAL WOOLEN MILLS LTD.	AAACO1973F		2094819	0	0	2094819	5.26	2094819	0	2094819	5.26	0	0	0	0	0	0	2094819	
KOVALAM INVESTMENT & TRADING CO. LTD.	AAACK4419L		6168408	0	0	6168408	15.48	6168408	0	6168408	15.48	0	0	0	0	0	0	6168408	
ATAM VALLABH FINANCIERS LTD.	AAACA2847G		3212679	0	0	3212679	8.06	3212679	0	3212679	8.06	0	0	0	0	0	0	3212679	
VANAIA INVESTORS LTD.	AAACV0052E		2753275	0	0	2753275	6.91	2753275	0	2753275	6.91	0	0	0	0	0	0	2753275	
NAHAR GROWTH FUND PVT. LTD.	AAACN0765G		245792	0	0	245792	0.62	245792	0	245792	0.62	0	0	0	0	0	0	245792	
ABHILASH GROWTH FUND PVT. LTD.	AAACA2361H		193545	0	0	193545	0.49	193545	0	193545	0.49	0	0	0	0	0	0	193545	
COTTON COUNTY RETAIL LTD	AA8CC7574P		0	0	0	0	0.00	0	0	0	0.00	0	0	0	0	0	0	0	
NAHAR CAPITAL AND FINANCIAL SERVICES	AAACN2866Q		0	0	0	0	0.00	0	0	0	0.00	0	0	0	0	0	0	0	
NAHAR POLY FILMS LIMITED	AAACN5708K		0	0	0	0	0.00	0	0	0	0.00	0	0	0	0	0	0	0	
SANKHESHWAR HOLDINGS LIMITED	AAACS2165B		0	0	0	0	0.00	0	0	0	0.00	0	0	0	0	0	0	0	
NAHAR FINANCIAL AND INVESTMENT LTD.	AAACN0169J		0	0	0	0	0.00	0	0	0	0.00	0	0	0	0	0	0	0	
Sub-T total (A) (1)		19	27393178	0	0	27393178	68.77	27393178	0	27393178	68.77	0	0	0	0	0	0	27393178	
(2) Foreign			0																
(a) Individuals (Non Resident Individuals/Foreign Individuals)																			
(b) Government																			
(c) Institutions																			
(d) Foreign Portfolio Investor																			
(e) Any Other (specify)																			
Sub-T total (A) (2)			0	0	0	0	0	0	0	0	0	0	0	0	0	0	0	0	
Total Shareholding of Promoter and Promoter Group (A)= A(1)+A(2)		19	27393178	0	0	27393178	68.77	27393178	0	27393178	68.77	0	0	0	0	0	0	27393178	




TABLE III - Statement showing shareholding pattern of the Public Shareholders																			
Category & Name of the shareholders	PAN	No. of Shareholders	No. of Fully paid up equity shares held	No. of Partly paid up equity shares held	No. of shares underlying depository receipts	Total No of shares held (VII)= (IV)+(V)+(VI)	Shareholding as a % of total no. of shares (calculated as per SCRR, 1957), as a % of (A+B+C2)	Number of voting Rights in each class of securities			No. of shares underlying outstanding convertible securities (including warrants)	Shareholding, as a % assuming full conversion of convertible securities (as a percentage of diluted share capital)(XI)=(VII)×(X) As a % of (A+B+C)	No. of Locked in shares		No. of shares pledged or otherwise encumbered		No. of equity shares held in dematerialised form		
								(IX)					(X)	(XI)	(XII)			(XIII)	
(I)	(II)	(III)	(IV)	(V)	(VI)	(VII)	(VIII)	(IX)			(X)	(XI)	(XII)		(XIII)		(XIV)		
								No. of voting Rights			Total as a % of (A+B+C)		No. (a)	As a % of total shares held (b)	No. (a)	As a % of total shares held (b)			
								Class eq: X	Class eq: Y	Total									
<b>(1) Institutions</b>																			
(a) Mutual Fund		17	13173	0	0	13173	0.03	13173	0	13173	0.03	0	0.03	0	0	N.A.	N.A.	7153	
(b) Venture Capital Funds		0	0	0	0	0	0	0	0	0	0	0	0	0	0	N.A.	N.A.	0	
(c) Alternate Investment Fund		0	0	0	0	0	0	0	0	0	0	0	0	0	0	N.A.	N.A.	0	
(d) Foreign Venture Capital Investors		0	0	0	0	0	0	0	0	0	0	0	0	0	0	N.A.	N.A.	0	
(e) Foreign Portfolio Investors		2	38705	0	0	38705	0.10	38705	0	38705	0.10	0	0.10	0	0	N.A.	N.A.	38705	
(f) Financial Institutions/Banks		8	344	0	0	344	0.00	344	0	344	0.00	0	0.00	0	0	N.A.	N.A.	0	
(g) Insurance Companies		4	169463	0	0	169463	0.43	169463	0	169463	0.43	0	0.43	0	0	N.A.	N.A.	169463	
(h) Provident Funds/Pension Funds		0	0	0	0	0	0	0	0	0	0	0	0.00	0	0	N.A.	N.A.	0	
(i) Any Other		0	0	0	0	0	0.00	0	0	0	0.00	0	0.00	0	0	N.A.	N.A.	0	
<b>Sub-Total B(1)</b>		<b>31</b>	<b>221685</b>	<b>0</b>	<b>0</b>	<b>221685</b>	<b>0.56</b>	<b>221685</b>	<b>0</b>	<b>221685</b>	<b>0.56</b>	<b>0</b>	<b>0.56</b>	<b>0</b>	<b>0</b>	<b>N.A.</b>	<b>N.A.</b>	<b>215321</b>	
<b>(2) Central Govt./State Govt./President of India</b>																			
<b>Sub-Total B(2)</b>																			
<b>(3) Non-Institutions</b>																			
(a) i) Individual shareholders holding nominal capital upto Rs. 2 lakhs.		44011	6564198	0	0	6564198	16.48	6564198	0	6564198	16.48	0	16.48	0	0	N.A.	N.A.	4897722	
ii) Individual shareholders holding nominal share capital in excess of Rs. 2 lakhs.		44	2740470	0	0	2740470	6.88	2740470	0	2740470	6.88	0	6.88	0	0	N.A.	N.A.	2740470	
(b) NBFC's Registered with RBI		1	2500	0	0	2500	0.01	2500	0	2500	0.01	0	0.01	0	0	N.A.	N.A.	2500	
(c) Employee Trust		0	0	0	0	0	0	0	0	0	0	0	0	0	0	N.A.	N.A.	0	
(d) Overseas Depositories		0	0	0	0	0	0	0	0	0	0	0	0	0	0	N.A.	N.A.	0	
(e) Any Other		2402	2913110	0	0	2913110	7.31	2913110	0	2913110	7.31	0	7.31	0	0	N.A.	N.A.	2893400	
Bodies Corporates		222	396338	0	0	396338	0.99	396338	0	396338	0.99	0	0.99	0	0	N.A.	N.A.	389254	
NRI		1664	379782	0	0	379782	0.95	379782	0	379782	0.95	0	0.95	0	0	N.A.	N.A.	305643	
Trust		2	100	0	0	100	0.00	100	0	100	0.00	0	0.00	0	0	N.A.	N.A.	100	
Director or Director's Relatives		1	1	0	0	1	0.00	1	0	1	0.00	0	0.00	0	0	N.A.	N.A.	105	
Clearing Member		50	50421	0	0	50421	0.13	50421	0	50421	0.13	0	0.13	0	0	N.A.	N.A.	50421	
HUF		462	516309	0	0	516309	1.30	516309	0	516309	1.30	0	1.30	0	0	N.A.	N.A.	576401	
IEPF Authority		1	1570159	0	0	1570159	3.94	1570159	0	1570159	3.94	0	3.94	0	0	N.A.	NA	1571476	
<b>Sub-Total B(3)</b>		<b>46458</b>	<b>12220278</b>	<b>0</b>	<b>0</b>	<b>12220278</b>	<b>30.68</b>	<b>12220278</b>	<b>0</b>	<b>12220278</b>	<b>30.68</b>	<b>0</b>	<b>30.68</b>	<b>0</b>	<b>0</b>	<b>N.A.</b>	<b>N.A.</b>	<b>10534092</b>	
<b>Total Public Shareholding (B)= B(1)+B(2)+B(3)</b>		<b>46489</b>	<b>12441963</b>	<b>0</b>	<b>0</b>	<b>12441963</b>	<b>31.23</b>	<b>12441963</b>	<b>0</b>	<b>12441963</b>	<b>31.23</b>	<b>0</b>	<b>31.23</b>	<b>0</b>	<b>0</b>	<b>N.A.</b>	<b>N.A.</b>	<b>10749413</b>	





TABLE IV - Statement showing shareholding pattern of the Non- Promoter-Non Public																
Category & Name of the shareholders	PAN	No. of Shareholders	No. of Fully paid up equity shares held	No. of Partly paid up equity shares held	No. of shares underlying depository receipts	Total No of shares held (VII)= (IV)+(V)+(VI)	Shareholding as a % of total no. of shares (calculated as per SCRR, 1957), as a % of (A+B+C2)	Number of voting Rights held in each class of securities			No. of shares underlying outstanding convertible securities (including warrants)	Shareholding, as a % assuming full conversion of convertible securities (as a percentage of diluted share capital)(XI)=(V II)+(X) As a % of (A+B+C)	No. of Locked in shares		No. of shares pledged or otherwise encumbered	No. of equity shares held in dematerialised form
								(IX)					(X)	(XI)		
(I)	(II)	(III)	(IV)	(V)	(VI)	(VII)	(VIII)	No. of voting Rights		Total as a % of (A+B+C)		No. (a)	As a % of total shares held (b)	No. (a)	As a % of total shares held (b)	
								Class eg: X	Class eg: Y	Total						
(1)	Custodian/DR Holder															
(a)	Name of DR Holder															
(2)	Employee Benefit Trust under SEBI (Share based Employee Benefit) Regulations, 2014															
<b>Total Non-Promoter-Non Public Shareholding (C) = ( C ) (1) + ( C ) (2)</b>																



**NAHAR INDUSTRIAL ENTERPRISES LIMITED SHAREHOLDING PATTERN AS ON 27.08.2021 (POST)**

**Format of Holding Specified Securities**

1.	Name of Listed Entity	NAHAR INDUSTRIAL ENTERPRISES LIMITED	
2.	Scrip Code/Name of Scrip/Class of Securities	BSE: 519136 NSE: NAHARINDUS; EQUITY SHARES	
3.	Shareholding Pattern Filed under: Reg. 31(1) (a)/Reg. 31(1) (b)/Reg. 31(1)(c)  c) If under 31(1) (b) then indicate the report for quarter ending  d) If under 31(1)(c) then indicate date of allotment/extinguishment	POST-MERGER/AMALGAMATION	
We hereby declare that:			
S. No.	Particulars	Yes	No
1	Whether the listed entity has issued any partly paid up shares?		No
2	Whether the Listed entity has issued any convertible securities or warrants?		No
3	Whether the listed entity has any shares against which depository receipt are issued?		No
4	Whether the entity has any shares locked- in?		No
5	Whether any shares held by promoters are pledge or otherwise encumbered?		No
6	Whether Company has equity shares with differential voting rights ?		No
7	Whether the listed entity has significant beneficial owner ?		No





TABLE I - Summary Statement holding of specified securities

Category	Category of Shareholder	No. of Shareholders	No. of Fully paid up equity shares held	No. of Partly paid up equity shares held	No. of shares underlying depository receipts	Total No of shares held (VII)= (IV)+(V)+(VI)	Shareholding as a % of total no. of shares (calculated as per SCRR, 1957), as a % of (A+B+C2)	Number of voting Rights held in each class of securities			No. of shares underlying convertible securities (including warrants)	Shareholding, as a % assuming full conversion of convertible securities (as a percentage of diluted share capital)(XI)=(VII)+(X) As a % of (A+B+C)	No. of Locked In shares		No. of shares pledged or otherwise encumbered		No. of equity shares held in dematerialised form (XIV)	
								(IX)					(X)	(XI)	(XII)	(XIII)		(XIV)
(I)	(II)	(III)	(IV)	(V)	(VI)	(VII)	(VIII)	No. of voting Rights			Total as a % of (A+B+C)	No. (a)	As a % of total shares held (b)	No. (a)	As a % of total shares held (b)			
								Class eg: X	Class eg: Y	Total								
(A)	Promoter & Promoter Group	19	30763618	0	0	30763618	71.20	30763618	0	30763618	71.20	0	71.20	0	0	0	0	30763618
(B)	Public	46489	12441963	0	0	12441963	28.80	12441963	0	12441963	28.80	0	28.80	0	0	0	0	10749413
(C)	Non Promoter - Non Public	0	0	0	0	0	0				0	0	0	0	0	0	0	0
(C1)	Shares underlying DRs	0	0	0	0	0	0				0	0	0	0	0	0	0	0
(C2)	Shares held by Employees Trusts	0	0	0	0	0	0				0	0	0	0	0	0	0	0
	<b>Total</b>	<b>46508</b>	<b>43205581</b>	<b>0</b>	<b>0</b>	<b>43205581</b>	<b>100.00</b>	<b>43205581</b>	<b>0</b>	<b>43205581</b>	<b>100.00</b>	<b>0</b>	<b>100.00</b>	<b>0</b>	<b>0</b>	<b>0</b>	<b>0</b>	<b>41513031</b>



104

TABLE II - Statement showing shareholding pattern of the Promoter and Promoter Group

Category & Name of the shareholders	PAN	No. of Shareholders	No. of Fully paid up equity shares held	No. of Partly paid up equity shares held	No. of shares underlying depository receipts	Total No of shares held (VII)= (IV)+(V)+(VI)	Shareholding as a % of total no. of shares (calculated as per SCRR, 1957), as a % of (A+B+C2)	Number of voting Rights held in each class of securities			No. of shares underlying outstanding convertible securities (including warrants)	Shareholding, as a % assuming full conversion of convertible securities (as a percentage of diluted share capital)(X)=(VII)+(X) As a % of (A+B+C)	No. of Locked In shares		No. of shares pledged or otherwise encumbered		No. of equity shares held in dematerialised form	
								(IX)		Total as a % of (A+B+C)			No. (a)	As a % of total shares held (b)	No. (a)	As a % of total shares held (b)		
								Class egr: X	Class egr: Y									Total
(1) Indian																		
(a) Individuals/Hindu undivided Family		10	8794	0	0	8794	0.02	8794	0	8794	0.02	0	0	0	0	0	0	8794
JAWAHAR LAL OSWAL	AABPO2481J		1000	0	0	1000	0.00	1000	0	1000	0	0	0	0	0	0	0	1000
KAMAL OSWAL	AACPO9697F		1294	0	0	1294	0.00	1294	0	1294	0	0	0	0	0	0	0	1294
DINESH OSWAL	AABPO2476P		1000	0	0	1000	0.00	1000	0	1000	0	0	0	0	0	0	0	1000
MANISHA OSWAL	AABPO2480K		1000	0	0	1000	0.00	1000	0	1000	0	0	0	0	0	0	0	1000
RISHABH OSWAL	AASPO9670L		1000	0	0	1000	0.00	1000	0	1000	0	0	0	0	0	0	0	1000
ABHINAV OSWAL	ABCP09440K		1000	0	0	1000	0.00	1000	0	1000	0	0	0	0	0	0	0	1000
SANJANA OSWAL	BCHPA5617F		1000	0	0	1000	0.00	1000	0	1000	0	0	0	0	0	0	0	1000
SAMBHAV OSWAL	ABAPO4593M		500	0	0	500	0.00	500	0	500	0	0	0	0	0	0	0	500
TANVI OSWAL	ABFPO3069B		500	0	0	500	0.00	500	0	500	0	0	0	0	0	0	0	500
RITU OSWAL	AABPO2484P		500	0	0	500	0.00	500	0	500	0	0	0	0	0	0	0	500
(b) Central Government/State Government																		
(c) Financial Institutions/Banks																		
(d) Bodies Corporates		9	30754824	0	0	30754824	71.18	30754824	0	30754824	71.18	0	0	0	0	0	0	30754824
J.L. GROWTH FUND LTD.	AAAC1593Q		7476586	0	0	7476586	17.30	7476586	0	7476586	17.30	0	0	0	0	0	0	7476586
WARDHMAN INVESTMENTS LTD.	AAACV1587G		4770131	0	0	4770131	11.04	4770131	0	4770131	11.04	0	0	0	0	0	0	4770131
NAGDEVI TRADING & INVESTMENT CO. LTD.	AAACN1563A		2354279	0	0	2354279	5.45	2354279	0	2354279	5.45	0	0	0	0	0	0	2354279
OSWAL WOOLEN MILLS LTD.	AAACO1973F		2094819	0	0	2094819	4.85	2094819	0	2094819	4.85	0	0	0	0	0	0	2094819
KOVALAM INVESTMENT & TRADING CO. LTD.	AAACK4419L		6189679	0	0	6189679	14.33	6189679	0	6189679	14.33	0	0	0	0	0	0	6189679
ATAM VALLABH FINANCIERS LTD.	AAACA2847G		4007679	0	0	4007679	9.28	4007679	0	4007679	9.28	0	0	0	0	0	0	4007679
YANAIK INVESTORS LTD.	AAACV0052E		3293276	0	0	3293276	7.62	3293276	0	3293276	7.62	0	0	0	0	0	0	3293276
NAHAR GROWTH FUND PVT. LTD.	AAACN0765G		245792	0	0	245792	0.57	245792	0	245792	0.57	0	0	0	0	0	0	245792
ABHILASH GROWTH FUND PVT. LTD.	AAACA2961H		322583	0	0	322583	0.75	322583	0	322583	0.75	0	0	0	0	0	0	322583
COTTON COUNTY RETAIL LTD	AABCC7574P		0	0	0	0	0.00	0	0	0	0.00	0	0	0	0	0	0	0
NAHAR CAPITAL AND FINANCIAL SERVICES	AACCN2856Q		0	0	0	0	0.00	0	0	0	0.00	0	0	0	0	0	0	0
NAHAR POLY FILMS LIMITED	AAACN5708K		0	0	0	0	0.00	0	0	0	0.00	0	0	0	0	0	0	0
SANKHESHWAR HOLDINGS LIMITED	AAACS2165B		0	0	0	0	0.00	0	0	0	0.00	0	0	0	0	0	0	0
NAHAR FINANCIAL AND INVESTMENT LTD	AAACN0169J		0	0	0	0	0.00	0	0	0	0.00	0	0	0	0	0	0	0
Sub-T total (A) (1)		19	30763618	0	0	30763618	71.20	30763618	0	30763618	71.20	0	0	0	0	0	0	30763618
(2) Foreign		0																
(a) Individuals (Non Resident Individuals/Foreign Individuals)																		
(b) Government																		
(c) Institutions																		
(d) Foreign Portfolio Investor																		
(e) Any Other (specify)																		
Sub-T total (A) (2)		0	0	0	0	0	0	0	0	0	0	0	0	0	0	0	0	0
Total Shareholding of Promoter and Promoter Group (A)= A(1)+A(2)		19	30763618	0	0	30763618	71.20	30763618	0	30763618	71.20	0	0	0	0	0	0	30763618




TABLE III - Statement showing shareholding pattern of the Public Shareholders

Category & Name of the shareholders	PAN	No. of Shareholders	No. of Fully paid up equity shares held	No. of Partly paid up equity shares held	No. of shares underlying depository receipts	Total No of shares held (VII)= (IV)+(V)+(VI)	Shareholding as a % of total no. of shares (calculated as per SCRR, 1957), as a % of (A+B+C2)	Number of voting Rights held in each class of securities			No. of shares underlying outstanding convertible securities (including warrants)	Shareholding, as a % assuming full conversion of convertible securities (as a percentage of diluted share capital) (XI)=(VII)+(X) As a % of (A+B+C)	No. of Locked in shares		No. of shares pledged or otherwise encumbered		No. of equity shares held in dematerialised form		
								(IX)					(X)	(XI)	(XII)			(XIII)	
								No. of voting Rights					Total as a % of (A+B+C)	No. (a)	As a % of total shares held (b)	No. (a)		As a % of total shares held (b)	
(I)	(II)	(III)	(IV)	(V)	(VI)	(VII)	(VIII)	Class eg: X	Class eg: Y	Total	(X)	(XI)	(XII)	(XII)	(XIII)	(XIII)	(XIV)		
<b>(1) Institutions</b>																			
(a) Mutual Fund		17	13173	0	0	13173	0.03	13173	0	13173	0.03	0	0.03	0	0	N.A.	N.A.	7153	
(b) Venture Capital Funds		0	0	0	0	0	0	0	0	0	0	0	0	0	0	N.A.	N.A.	0	
(c) Alternate Investment Fund		0	0	0	0	0	0	0	0	0	0	0	0	0	0	N.A.	N.A.	0	
(d) Foreign Venture Capital Investors		0	0	0	0	0	0	0	0	0	0	0	0	0	0	N.A.	N.A.	0	
(e) Foreign Portfolio Investors		2	38705	0	0	38705	0.09	38705	0	38705	0.09	0	0.09	0	0	N.A.	N.A.	38705	
(f) Financial Institutions/Banks		8	344	0	0	344	0.00	344	0	344	0.00	0	0.00	0	0	N.A.	N.A.	0	
(g) Insurance Companies		4	169463	0	0	169463	0.39	169463	0	169463	0.39	0	0.39	0	0	N.A.	N.A.	169463	
(h) Provident Funds/Pension Funds		0	0	0	0	0	0	0	0	0	0	0	0	0	0	N.A.	N.A.	0	
(i) Any Other		0	0	0	0	0	0.00	0	0	0	0.00	0	0.00	0	0	N.A.	N.A.	0	
<b>Sub-Total B(1)</b>		<b>31</b>	<b>221685</b>	<b>0</b>	<b>0</b>	<b>221685</b>	<b>0.51</b>	<b>221685</b>	<b>0</b>	<b>221685</b>	<b>0.51</b>	<b>0</b>	<b>0.51</b>	<b>0</b>	<b>0</b>	<b>N.A.</b>	<b>N.A.</b>	<b>215321</b>	
<b>(2) Central Govt./State Govt./President of India</b>																			
<b>Sub-Total B(2)</b>																			
<b>(3) Non-Institutions</b>																			
(a) i) Individual shareholders holding nominal capital upto Rs. 2 lakhs.		44011	6564198	0	0	6564198	15.19	6564198	0	6564198	15.19	0	15.19	0	0	N.A.	N.A.	4897722	
ii) Individual shareholders holding nominal share capital in excess of Rs. 2 lakhs.		44	2740470	0	0	2740470	6.34	2740470	0	2740470	6.34	0	6.34	0	0	N.A.	N.A.	2740470	
(b) NBFC's Registered with RBI		1	2500	0	0	2500	0.01	2500	0	2500	0.01	0	0.01	0	0	N.A.	N.A.	2500	
(c) Employee Trust		0	0	0	0	0	0	0	0	0	0	0	0	0	0	N.A.	N.A.	0	
(d) Overseas Depositories		0	0	0	0	0	0	0	0	0	0	0	0	0	0	N.A.	N.A.	0	
(e) Any Other		2402	2913110	0	0	2913110	6.74	2913110	0	2913110	6.74	0	6.74	0	0	N.A.	N.A.	2893400	
<b>Bodies Corporates</b>		<b>222</b>	<b>396338</b>	<b>0</b>	<b>0</b>	<b>396338</b>	<b>0.92</b>	<b>396338</b>	<b>0</b>	<b>396338</b>	<b>0.92</b>	<b>0</b>	<b>0.92</b>	<b>0</b>	<b>0</b>	<b>N.A.</b>	<b>N.A.</b>	<b>389254</b>	
<b>NRI</b>		<b>1664</b>	<b>379782</b>	<b>0</b>	<b>0</b>	<b>379782</b>	<b>0.88</b>	<b>379782</b>	<b>0</b>	<b>379782</b>	<b>0.88</b>	<b>0</b>	<b>0.88</b>	<b>0</b>	<b>0</b>	<b>N.A.</b>	<b>N.A.</b>	<b>305643</b>	
<b>Trust</b>		<b>2</b>	<b>100</b>	<b>0</b>	<b>0</b>	<b>100</b>	<b>0.00</b>	<b>100</b>	<b>0</b>	<b>100</b>	<b>0.00</b>	<b>0</b>	<b>0.00</b>	<b>0</b>	<b>0</b>	<b>N.A.</b>	<b>N.A.</b>	<b>100</b>	
<b>Director or Director's Relatives</b>		<b>1</b>	<b>1</b>	<b>0</b>	<b>0</b>	<b>1</b>	<b>0.00</b>	<b>1</b>	<b>0</b>	<b>1</b>	<b>0.00</b>	<b>0</b>	<b>0.00</b>	<b>0</b>	<b>0</b>	<b>N.A.</b>	<b>N.A.</b>	<b>105</b>	
<b>Clearing Member</b>		<b>50</b>	<b>50421</b>	<b>0</b>	<b>0</b>	<b>50421</b>	<b>0.12</b>	<b>50421</b>	<b>0</b>	<b>50421</b>	<b>0.12</b>	<b>0</b>	<b>0.12</b>	<b>0</b>	<b>0</b>	<b>N.A.</b>	<b>N.A.</b>	<b>50421</b>	
<b>HUF</b>		<b>462</b>	<b>516309</b>	<b>0</b>	<b>0</b>	<b>516309</b>	<b>1.20</b>	<b>516309</b>	<b>0</b>	<b>516309</b>	<b>1.20</b>	<b>0</b>	<b>1.20</b>	<b>0</b>	<b>0</b>	<b>N.A.</b>	<b>N.A.</b>	<b>576401</b>	
<b>IEPF Authority</b>		<b>1</b>	<b>1570159</b>	<b>0</b>	<b>0</b>	<b>1570159</b>	<b>3.63</b>	<b>1570159</b>	<b>0</b>	<b>1570159</b>	<b>3.63</b>	<b>0</b>	<b>3.63</b>	<b>0</b>	<b>0</b>	<b>N.A.</b>	<b>N.A.</b>	<b>1571476</b>	
<b>Sub-Total B(3)</b>		<b>46458</b>	<b>12220278</b>	<b>0</b>	<b>0</b>	<b>12220278</b>	<b>28.28</b>	<b>12220278</b>	<b>0</b>	<b>12220278</b>	<b>28.28</b>	<b>0</b>	<b>28.28</b>	<b>0</b>	<b>0</b>	<b>N.A.</b>	<b>N.A.</b>	<b>10534092</b>	
<b>Total Public Shareholding (B)= B(1)+B(2)+B(3)</b>		<b>46489</b>	<b>12441963</b>	<b>0</b>	<b>0</b>	<b>12441963</b>	<b>28.80</b>	<b>12441963</b>	<b>0</b>	<b>12441963</b>	<b>28.80</b>	<b>0</b>	<b>28.80</b>	<b>0</b>	<b>0</b>	<b>N.A.</b>	<b>N.A.</b>	<b>10749413</b>	





TABLE IV - Statement showing shareholding pattern of the Non-Promoter-Non Public																	
Category & Name of the shareholders	PAN	No. of Shareholders	No. of Fully paid up equity shares held	No. of Partly paid up equity shares held	No. of shares underlying depository receipts	Total No of shares held (VII) = (IV)+(V)+(VI)	Shareholding as a % of total no. of shares (calculated as per SCRR, 1957), as a % of (A+B+C2)	Number of voting Rights held in each class of securities			No. of shares underlying outstanding convertible securities (including warrants)	Shareholding, as a % assuming full conversion of convertible securities (as a percentage of diluted share capital)(XI)=(V II)+(X) As a % of (A+B+C)	No. of Locked in shares		No. of shares pledged or otherwise encumbered		No. of equity shares held in dematerialised form
								(IX)	(X)	(XI)			(XII)	(XIII)	(XIV)		
(I)	(II)	(III)	(IV)	(V)	(VI)	(VII)	(VIII)	No. of voting Rights		Total as a % of (A+B+C)		No. (a)	As a % of total shares held (b)	No. (a)	As a % of total shares held (b)		
								Class eq: X	Class eq: Y	Total							
(1) Custodian/DR Holder																	
(a) Name of DR Holder																	
(2) Employee Benefit Trust under SEBI (Share based Employee Benefit) Regulations, 2014																	
<b>Total Non-Promoter-Non Public Shareholding (C) = ( C ) (1) + ( C ) (2)</b>																	



NAHAR INDUSTRIAL ENTERPRISES LIMITED SHAREHOLDING PATTERN AS ON 27.08.2021 (PRE-WITHOUT PAN)

107

Format of Holding Specified Securities

1.	Name of Listed Entity	NAHAR INDUSTRIAL ENTERPRISES LIMITED	
2.	Scrip Code/Name of Scrip/Class of Securities	BSE: 519136 NSE: NAHARINDUS; EQUITY SHARES	
3	Shareholding Pattern Filed under: Reg. 31(1) (a)/Reg. 31(1) (b)/Reg. 31(1)(c)  a) If under 31(1) (b) then indicate the report for quarter ending  b) If under 31(1)(c) then indicate date of allotment/extinguishment	PRE-MERGER/AMALGAMATION	
We hereby declare that:			
S. No.	Particulars	Yes	No
1	Whether the listed entity has issued any partly paid up shares?		No
2	Whether the Listed entity has issued any convertible securities or warrants?		No
3	Whether the listed entity has any shares against which depository receipt are issued?		No
4	Whether the entity has any shares locked- in?		No
5	Whether any shares held by promoters are pledge or otherwise encumbered?		No
6	Whether Company has equity shares with differential voting rights ?		No
7	Whether the listed entity has significant beneficial owner ?		No




TABLE I - Summary Statement holding of specified securities

Category	Category of Shareholder	No. of Shareholders	No. of Fully paid up equity shares held	No. of Partly paid up equity shares held	No. of shares underlying depository receipts	Total No of shares held (VII)=(IV)+(V)+(VI)	Shareholding as a % of total no. of shares (calculated as per SCRR, 1957), as a % of (A+B+C2)	Number of voting Rights held in each class of securities			No. of shares underlying outstanding convertible securities (including warrants)	Shareholding, as a % assuming full conversion of convertible securities (as a percentage of diluted share capital)(XI)=(VII)+(X) As a % of (A+B+C)	No. of Locked In shares		No. of shares pledged or otherwise encumbered		No. of equity shares held in dematerialised form (XIV)	
								No. of voting Rights		Total as a % of (A+B+C)			No. (a)	As a % of total shares held (b)	No. (a)	As a % of total shares held (b)		
(I)	(II)	(III)	(IV)	(V)	(VI)	(VII)	(VIII)	(IX)			(X)	(XI)	(XII)	(XIII)	(XIV)	(XIV)		
								Class eg: X	Class eg: Y	Total								
(A)	Promoter & Promoter Group	19	27393178	0	0	27393178	68.77	27393178	0	27393178	68.77	0	68.77	0	0	0	0	27393178
(B)	Public	46489	12441963	0	0	12441963	31.23	12441963	0	12441963	31.23	0	31.23	0	0	0	0	10749413
(C)	Non Promoter - Non Public	0	0	0	0	0	0	0	0	0	0	0	0	0	0	0	0	0
(C1)	Shares underlying DRs	0	0	0	0	0	0	0	0	0	0	0	0	0	0	0	0	0
(C2)	Shares held by Employees Trusts	0	0	0	0	0	0	0	0	0	0	0	0	0	0	0	0	0
	<b>Total</b>	<b>46508</b>	<b>39835141</b>	<b>0</b>	<b>0</b>	<b>39835141</b>	<b>100.00</b>	<b>39835141</b>	<b>0</b>	<b>39835141</b>	<b>100.00</b>	<b>0</b>	<b>100.00</b>	<b>0</b>	<b>0</b>	<b>0</b>	<b>0</b>	<b>38142591</b>




TABLE II - Statement showing shareholding pattern of the Promoter and Promoter Group

Category & Name of the shareholders	PAN	No. of Shareholders	No. of Fully paid up equity shares held	No. of Partly paid up equity shares held	No. of shares underlying depository receipts	Total No of shares held (VII)= (IV)+(V)+(VI)	Shareholding as a % of total no. of shares (calculated as per SCRR, 1957), as a % of (A+B+C2)	Number of voting Rights held in each class of securities			No. of shares underlying outstanding convertible securities, (Including warrants)	Shareholding, as a % assuming full conversion of convertible securities (as a percentage of diluted share capital)(XI)=(VII)+(X) As a % of (A+B+C)	No. of Locked in shares		No. of shares pledged or otherwise encumbered		No. of equity shares held in dematerialised form	
								No. of voting Rights					Total as a % of (A+B+C)	No. (a)	As a % of total shares held (b)	No. (a)		As a % of total shares held (b)
								Class eg: X	Class eg: Y	Total								
(I)	(II)	(III)	(IV)	(V)	(VI)	(VII)	(VIII)	(IX)			(X)	(XI)	(XII)	(XIII)	(XIV)	(XV)		
(1) Indian																		
(a) Individuals/Hindu undivided Family		10	8794	0	0	8794	0.02	8794	0	8794	0.02	0	0	0	0	0	8794	
JAWAHAR LAL OSWAL			1000	0	0	1000	0.00	1000	0	1000	0	0	0	0	0	0	1000	
KAMAL OSWAL			1294	0	0	1294	0.00	1294	0	1294	0	0	0	0	0	0	1294	
DINESH OSWAL			1000	0	0	1000	0.00	1000	0	1000	0	0	0	0	0	0	1000	
MANISHA OSWAL			1000	0	0	1000	0.00	1000	0	1000	0	0	0	0	0	0	1000	
RISHABH OSWAL			1000	0	0	1000	0.00	1000	0	1000	0	0	0	0	0	0	1000	
ABHINAV OSWAL			1000	0	0	1000	0.00	1000	0	1000	0	0	0	0	0	0	1000	
SANJANA OSWAL			1000	0	0	1000	0.00	1000	0	1000	0	0	0	0	0	0	1000	
SAMBHAV OSWAL			500	0	0	500	0.00	500	0	500	0	0	0	0	0	0	500	
TANVI OSWAL			500	0	0	500	0.00	500	0	500	0	0	0	0	0	0	500	
RITU OSWAL			500	0	0	500	0.00	500	0	500	0	0	0	0	0	0	500	
(b) Central Government/State Government																		
(c) Financial Institutions/Banks																		
(d) Bodies Corporates		9	27384384	0	0	27384384	68.74	27384384	0	27384384	68.74	0	68.74	0	0	0	27384384	
J.L. GROWTH FUND LTD.			6446456	0	0	6446456	16.18	6446456	0	6446456	16.18	0	16.18	0	0	0	6446456	
VARDHMAN INVESTMENTS LTD.			3915131	0	0	3915131	9.83	3915131	0	3915131	9.83	0	9.83	0	0	0	3915131	
NAGDEVI TRADING & INVESTMENT CO. LTD.			2354279	0	0	2354279	5.91	2354279	0	2354279	5.91	0	5.91	0	0	0	2354279	
OSWAL WOOLEN MILLS LTD.			2094819	0	0	2094819	5.26	2094819	0	2094819	5.26	0	5.26	0	0	0	2094819	
KOVALAM INVESTMENT & TRADING CO. LTD.			6168408	0	0	6168408	15.48	6168408	0	6168408	15.48	0	15.48	0	0	0	6168408	
ATAM VALLABH FINANCIERS LTD.			3212679	0	0	3212679	8.06	3212679	0	3212679	8.06	0	8.06	0	0	0	3212679	
VANAİK INVESTORS LTD.			2753275	0	0	2753275	6.91	2753275	0	2753275	6.91	0	6.91	0	0	0	2753275	
NAHAR GROWTH FUND PVT. LTD.			245792	0	0	245792	0.62	245792	0	245792	0.62	0	0.62	0	0	0	245792	
ABHILASH GROWTH FUND PVT. LTD.			193545	0	0	193545	0.49	193545	0	193545	0.49	0	0.49	0	0	0	193545	
COTTON COUNTY RETAIL LTD			0	0	0	0	0.00	0	0	0	0.00	0	0.00	0	0	0	0	
NAHAR CAPITAL AND FINANCIAL SERVICES LTD.			0	0	0	0	0.00	0	0	0	0.00	0	0.00	0	0	0	0	
NAHAR POLY FILMS LIMITED			0	0	0	0	0.00	0	0	0	0.00	0	0.00	0	0	0	0	
SANKHESHWAR HOLDINGS LIMITED			0	0	0	0	0.00	0	0	0	0.00	0	0.00	0	0	0	0	
NAHAR FINANCIAL AND INVESTMENT LTD.			0	0	0	0	0.00	0	0	0	0.00	0	0.00	0	0	0	0	
Sub-Total (A) (1)		19	27393178	0	0	27393178	68.77	27393178	0	27393178	68.77	0	68.77	0	0	0	27393178	
(2) Foreign		0																
(a) Individuals (Non Resident Individuals/Foreign Individuals)																		
(b) Government																		
(c) Institutions																		
(d) Foreign Portfolio Investor																		
(e) Any Other (specify)																		
Sub-Total (A) (2)		0	0	0	0	0	0	0	0	0	0	0	0	0	0	0	0	
Total Shareholding of Promoter and Promoter Group (A)= A(1)+A(2)		19	27393178	0	0	27393178	68.77	27393178	0	27393178	68.77	0	68.77	0	0	0	27393178	




TABLE III - Statement showing shareholding pattern of the Public Shareholders

	Category & Name of the shareholders	PAN	No. of Shareholders	No. of Fully paid up equity shares held	No. of Partly paid up equity shares held	No. of shares underlying depository receipts	Total No of shares held (VII)=(IV)+(V)+(VI)	Shareholding as a % of total no. of shares (calculated as per SCRR, 1957), as a % of (A+B+C2)	Number of voting Rights held in each class of securities			No. of shares underlying outstanding convertible securities (including warrants)	Shareholding, as a % assuming full conversion of convertible securities (as a percentage of diluted share capital)(X)=(VII)+(X) As a % of (A+B+C)	No. of Locked in shares		No. of shares pledged or otherwise encumbered		No. of equity shares held in dematerialised form	
									(IX)					(X)	(XI)	(XII)			(XIII)
(i)	(ii)	(iii)	(iv)	(v)	(vi)	(vii)	(viii)	(ix)			(x)	(xi)	(xii)		(xiii)		(xiv)		
								No. of voting Rights		Total as a % of (A+B+C)			No. (a)	As a % of total shares held (b)	No. (a)	As a % of total shares held (b)			
								Class eg: X	Class eg: Y	Total									
(1)	<b>Institutions</b>																		
(a)	Mutual Fund		17	13173	0	0	13173	0.03	13173	0	13173	0.03	0	0.03	0	0	N.A.	N.A.	7153
(b)	Venture Capital Funds		0	0	0	0	0	0	0	0	0	0	0	0	0	0	N.A.	N.A.	0
(c)	Alternate Investment Fund		0	0	0	0	0	0	0	0	0	0	0	0	0	0	N.A.	N.A.	0
(d)	Foreign Venture Capital Investors		0	0	0	0	0	0	0	0	0	0	0	0	0	0	N.A.	N.A.	0
(e)	Foreign Portfolio Investors		2	38705	0	0	38705	0.10	38705	0	38705	0.10	0	0.10	0	0	N.A.	N.A.	38705
(f)	Financial Institutions/Banks		8	344	0	0	344	0.00	344	0	344	0.00	0	0.00	0	0	N.A.	N.A.	0
(g)	Insurance Companies		4	169463	0	0	169463	0.43	169463	0	169463	0.43	0	0.43	0	0	N.A.	N.A.	169463
(h)	Provident Funds/Pension Funds		0	0	0	0	0	0	0	0	0	0	0	0	0	0	N.A.	N.A.	0
(i)	Any Other		0	0	0	0	0	0.00	0	0	0	0.00	0	0.00	0	0	N.A.	N.A.	0
	<b>Sub-Total B(1)</b>		<b>31</b>	<b>221685</b>	<b>0</b>	<b>0</b>	<b>221685</b>	<b>0.56</b>	<b>221685</b>	<b>0</b>	<b>221685</b>	<b>0.56</b>	<b>0</b>	<b>0.56</b>	<b>0</b>	<b>0</b>	<b>N.A.</b>	<b>N.A.</b>	<b>215321</b>
(2)	Central Govt./State Govt./President of India																		
	<b>Sub-Total B(2)</b>																		
(3)	<b>Non-Institutions</b>																		
(a)	(i) Individual shareholders holding nominal capital upto Rs. 2 lakhs.		44011	6564198	0	0	6564198	16.48	6564198	0	6564198	16.48	0	16.48	0	0	N.A.	N.A.	4897722
	(ii) Individual shareholders holding nominal share capital in excess of Rs. 2 lakhs.		44	2740470	0	0	2740470	6.88	2740470	0	2740470	6.88	0	6.88	0	0	N.A.	N.A.	2740470
(b)	NBFC's Registered with RBI		1	2500	0	0	2500	0.01	2500	0	2500	0.01	0	0.01	0	0	N.A.	N.A.	2500
(c)	Employee Trust		0	0	0	0	0	0	0	0	0	0	0	0	0	0	N.A.	N.A.	0
(d)	Overseas Depositories		0	0	0	0	0	0	0	0	0	0	0	0	0	0	N.A.	N.A.	0
(e)	Any Other		2402	2913110	0	0	2913110	7.31	2913110	0	2913110	7.31	0	7.31	0	0	N.A.	N.A.	2893400
	<i>Bodies Corporates</i>		222	396338	0	0	396338	0.99	396338	0	396338	0.99	0	0.99	0	0	N.A.	N.A.	389254
	<i>NRI</i>		1664	379782	0	0	379782	0.95	379782	0	379782	0.95	0	0.95	0	0	N.A.	N.A.	305643
	<i>Trust</i>		2	100	0	0	100	0.00	100	0	100	0.00	0	0.00	0	0	N.A.	N.A.	100
	<i>Director or Director's Relatives</i>		1	1	0	0	1	0.00	1	0	1	0.00	0	0.00	0	0	N.A.	N.A.	105
	<i>Clearing Member</i>		50	50421	0	0	50421	0.13	50421	0	50421	0.13	0	0.13	0	0	N.A.	N.A.	50421
	<i>HUF</i>		462	516309	0	0	516309	1.30	516309	0	516309	1.30	0	1.30	0	0	N.A.	N.A.	576401
	<i>IEPF Authority</i>		1	1570159	0	0	1570159	3.94	1570159	0	1570159	3.94	0	3.94	0	0	N.A.	N.A.	1571476
	<b>Sub-Total B(3)</b>		<b>46458</b>	<b>12220278</b>	<b>0</b>	<b>0</b>	<b>12220278</b>	<b>30.68</b>	<b>12220278</b>	<b>0</b>	<b>12220278</b>	<b>30.67</b>	<b>0</b>	<b>30.68</b>	<b>0</b>	<b>0</b>	<b>N.A.</b>	<b>N.A.</b>	<b>10534092</b>
	<b>Total Public Shareholding (B)= B(1)+B(2)+B(3)</b>		<b>46489</b>	<b>12441963</b>	<b>0</b>	<b>0</b>	<b>12441963</b>	<b>31.23</b>	<b>12441963</b>	<b>0</b>	<b>12441963</b>	<b>31.23</b>	<b>0</b>	<b>31.23</b>	<b>0</b>	<b>0</b>	<b>N.A.</b>	<b>N.A.</b>	<b>10749413</b>





TABLE IV - Statement showing shareholding pattern of the Non- Promoter-Non Public																	
Category & Name of the shareholders	PAN	No. of Shareholders	No. of Fully paid up equity shares held	No. of Partly paid up equity shares held	No. of shares underlying depository receipts	Total No of shares held (VII)= (IV)+(V)+(VI)	Shareholding as a % of total no. of shares (calculated as per SCRR, 1957), as a % of (A+B+C2)	Number of voting Rights held in each class of securities			No. of shares underlying outstanding convertible securities (including warrants)	Shareholding, as a % assuming full conversion of convertible securities (as a percentage of diluted share capital)(XI)=(VII)+(X) As a % of (A+B+C)	No. of Locked In shares		No. of shares pledged or otherwise encumbered	No. of equity shares held in dematerialised form	
(I)	(II)	(III)	(IV)	(V)	(VI)	(VII)	(VIII)	(IX)			(X)	(XI)	(XII)		(XIII)	(XIV)	
								No. of voting Rights		Total as a % of (A+B+C)			No. (a)	As a % of total shares held (b)	No. (a)	As a % of total shares held (b)	
								Class eg: X	Class eg: Y	Total							
(1)	Custodian/DR Holder																
(a)	Name of DR Holder																
(2)	Employee Benefit Trust under SEBI (Share based Employee Benefit) Regulations, 2014																
	<b>Total Non-Promoter-Non Public Shareholding (C) = ( C ) (1) + ( C ) (2)</b>																



**NAHAR INDUSTRIAL ENTERPRISES LIMITED SHAREHOLDING PATTERN AS ON 27.08.2021 (POST-WITHOUT PAN)**

**Format of Holding Specified Securities**

1.	Name of Listed Entity	NAHAR INDUSTRIAL ENTERPRISES LIMITED	
2.	Scrip Code/Name of Scrip/Class of Securities	BSE: 519136 NSE: NAHARINDUS; EQUITY SHARES	
3	Shareholding Pattern Filed under: Reg. 31(1) (a)/Reg. 31(1) (b)/Reg. 31(1)(c)  c) If under 31(1) (b) then indicate the report for quarter ending  d) If under 31(1)(c) then indicate date of allotment/extinguishment	POST-MERGER/AMALGAMATION	
We hereby declare that:			
S. No.	Particulars	Yes	No
1	Whether the listed entity has issued any partly paid up shares?		No
2	Whether the Listed entity has issued any convertible securities or warrants?		No
3	Whether the listed entity has any shares against which depository receipt are issued?		No
4	Whether the entity has any shares locked- in?		No
5	Whether any shares held by promoters are pledge or otherwise encumbered?		No
6	Whether Company has equity shares with differential voting rights ?		No
7	Whether the listed entity has significant beneficial owner ?		No




TABLE I - Summary Statement holding of specified securities

Category	Category of Shareholder	No. of Shareholders	No. of Fully paid up equity shares held	No. of Partly paid up equity shares held	No. of shares underlying depository receipts	Total No. of shares held (VII)=(IV)+(V)+(VI)	Shareholding as a % of total no. of shares (calculated as per SCRR, 1957), as a % of (A+B+C2)	Number of voting Rights held in each class of securities			No. of shares underlying outstanding convertible securities (including warrants)	Shareholding, as a % assuming full conversion of convertible securities (as a percentage of diluted share capital)(XI)=(VII)+(X) As a % of (A+B+C)	No. of Locked in shares		No. of shares pledged or otherwise encumbered		No. of equity shares held in dematerialised form (XIV)	
								(IX)	(X)	(XI)			(XII)	(XIII)	(XIV)			
(I)	(II)	(III)	(IV)	(V)	(VI)	(VII)	(VIII)	(IX)			(X)	(XI)	(XII)	(XIII)	(XIV)			
								No. of voting Rights		Total as a % of (A+B+C)		No. (a)	As a % of total shares held (b)	No. (a)	As a % of total shares held (b)			
								Class eg: X	Class eg: Y	Total								
(A)	Promoter & Promoter Group	19	30763618	0	0	30763618	71.20	30763618	0	30763618	71.20	0	71.20	0	0	0	0	30763618
(B)	Public	46489	12441963	0	0	12441963	28.80	12441963	0	12441963	28.80	0	28.80	0	0	0	0	10749413
(C)	Non Promoter - Non Public	0	0	0	0	0	0				0	0	0	0	0	0	0	0
(C1)	Shares underlying DRs	0	0	0	0	0	0				0	0	0	0	0	0	0	0
(C2)	Shares held by Employees Trusts	0	0	0	0	0	0				0	0	0	0	0	0	0	0
	<b>Total</b>	<b>46508</b>	<b>43205581</b>	<b>0</b>	<b>0</b>	<b>43205581</b>	<b>100.00</b>	<b>43205581</b>	<b>0</b>	<b>43205581</b>	<b>100.00</b>	<b>0</b>	<b>100.00</b>	<b>0</b>	<b>0</b>	<b>0</b>	<b>0</b>	<b>41513031</b>




TABLE II - Statement showing shareholding pattern of the Promoter and Promoter Group

Category & Name of the shareholders	PAN	No. of Shareholders	No. of Fully paid up equity shares held	No. of Partly paid up equity shares held	No. of shares underlying depository receipts	Total No of shares held (VII)= (IV)+(V)+(VI)	Shareholding as a % of total no. of shares (calculated as per SCRR, 1957), as a % of (A+B+C2)	Number of voting Rights held in each class of securities			No. of shares underlying outstanding convertible securities (Including warrants)	Shareholding, as a % assuming full conversion of convertible securities (as a percentage of diluted share capital)(XI)=(VII)+(X) As a % of (A+B+C)	No. of Locked in shares		No. of shares pledged or otherwise encumbered		No. of equity shares held in dematerialised form		
								(IX)					(X)	(XI)	(XII)			(XIII)	
								No. of voting Rights					Total as a % of (A+B+C)	No. (a)	As a % of total shares held (b)	No. (a)		As a % of total shares held (b)	
(I)	(II)	(III)	(IV)	(V)	(VI)	(VII)	(VIII)	(IX)			(X)	(XI)	(XII)		(XIII)		(XIV)		
								Class eg: X	Class eg: Y	Total									
(1) Indian																		8794	
(a) Individuals/Hindu undivided Family		10	8794	0	0	8794	0.02	8794	0	8794	0.02	0	0	0	0	0	0	1000	
JAWAHAR LAL OSWAL			1000	0	0	1000	0.00	1000	0	1000	0.00	0	0	0	0	0	0	1294	
KAMAL OSWAL			1294	0	0	1294	0.00	1294	0	1294	0.00	0	0	0	0	0	0	1000	
DINESH OSWAL			1000	0	0	1000	0.00	1000	0	1000	0.00	0	0	0	0	0	0	1000	
MANISHA OSWAL			1000	0	0	1000	0.00	1000	0	1000	0.00	0	0	0	0	0	0	1000	
RISHABH OSWAL			1000	0	0	1000	0.00	1000	0	1000	0.00	0	0	0	0	0	0	1000	
ABHINAV OSWAL			1000	0	0	1000	0.00	1000	0	1000	0.00	0	0	0	0	0	0	1000	
SANJANA OSWAL			1000	0	0	1000	0.00	1000	0	1000	0.00	0	0	0	0	0	0	500	
SAMBHAV OSWAL			500	0	0	500	0.00	500	0	500	0.00	0	0	0	0	0	0	500	
TANVI OSWAL			500	0	0	500	0.00	500	0	500	0.00	0	0	0	0	0	0	500	
RITU OSWAL			500	0	0	500	0.00	500	0	500	0.00	0	0	0	0	0	0	500	
(b) Central Government/State Government																			
(c) Financial Institutions/Banks																		30754824	
(d) Bodies Corporates		9	30754824	0	0	30754824	71.18	30754824	0	30754824	71.18	0	71.18	0	0	0	0	7476586	
J.L. GROWTH FUND LTD.			7476586	0	0	7476586	17.30	7476586	0	7476586	17.30	0	17.30	0	0	0	0	4770131	
WARDHMAN INVESTMENTS LTD.			4770131	0	0	4770131	11.04	4770131	0	4770131	11.04	0	11.04	0	0	0	0	2354279	
NAGDEVI TRADING & INVESTMENT CO. LTD.			2354279	0	0	2354279	5.45	2354279	0	2354279	5.45	0	5.45	0	0	0	0	2094819	
OSWAL WOOLEN MILLS LTD.			2094819	0	0	2094819	4.85	2094819	0	2094819	4.85	0	4.85	0	0	0	0	6189679	
KOVALAM INVESTMENT & TRADING CO. LTD.			6189679	0	0	6189679	14.33	6189679	0	6189679	14.33	0	14.33	0	0	0	0	4007679	
ATAM VALLABH FINANCIERS LTD.			4007679	0	0	4007679	9.28	4007679	0	4007679	9.28	0	9.28	0	0	0	0	3293276	
VANAIK INVESTORS LTD.			3293276	0	0	3293276	7.62	3293276	0	3293276	7.62	0	7.62	0	0	0	0	245792	
NAHAR GROWTH FUND PVT. LTD.			245792	0	0	245792	0.57	245792	0	245792	0.57	0	0.57	0	0	0	0	322583	
ABHILASH GROWTH FUND PVT. LTD.			322583	0	0	322583	0.75	322583	0	322583	0.75	0	0.75	0	0	0	0	0	
COTTON COUNTY RETAIL LTD			0	0	0	0	0.00	0	0	0	0.00	0	0.00	0	0	0	0	0	
NAHAR CAPITAL AND FINANCIAL SERVICES LTD.			0	0	0	0	0.00	0	0	0	0.00	0	0.00	0	0	0	0	0	
NAHAR POLY FILMS LIMITED			0	0	0	0	0.00	0	0	0	0.00	0	0.00	0	0	0	0	0	
SANKHESHWAR HOLDINGS LIMITED			0	0	0	0	0.00	0	0	0	0.00	0	0.00	0	0	0	0	0	
NAHAR FINANCIAL AND INVESTMENT LTD.			0	0	0	0	0.00	0	0	0	0.00	0	0.00	0	0	0	0	30763618	
Sub-T total (A) (1)		19	30763618	0	0	30763618	71.20	30763618	0	30763618	71.20	0	71.20	0	0	0	0		
(2) Foreign			0																
(a) Individuals (Non Resident Individuals/Foreign Individuals)																			
(b) Government																			
(c) Institutions																			
(d) Foreign Portfolio Investor																			
(e) Any Other (specify)																			
Sub-T total (A) (2)			0	0	0	0	0	0	0	0	0	0	0	0	0	0	0		
Total Shareholding of Promoter and Promoter Group (A)= A(1)+A(2)			19	30763618	0	0	30763618	71.20	30763618	0	30763618	71.20	0	71.20	0	0	0	30763618	




TABLE III - Statement showing shareholding pattern of the Public Shareholders

Category & Name of the shareholders	PAN	No. of Shareholders	No. of Fully paid up equity shares held	No. of Partly paid up equity shares held	No. of shares underlying depository receipts	Total No of shares held (VII)= (IV)+(V)+(VI)	Shareholding as a % of total no. of shares (calculated as per SCRR, 1957), as a % of (A+B+C2)	Number of voting Rights held in each class of securities			No. of shares underlying outstanding convertible securities (including warrants)	Shareholding, as a % assuming full conversion of convertible securities (as a percentage of diluted share capital)(X)=(VII)+(X) As a % of (A+B+C)	No. of Locked in shares		No. of shares pledged or otherwise encumbered		No. of equity shares held in dematerialised form	
								(IX)					(X)	(XI)	(XII)	(XIII)		(XIV)
(I)	(II)	(III)	(IV)	(V)	(VI)	(VII)	(VIII)	No. of voting Rights			(X)	(XI)	No. (a)	As a % of total shares held (b)	No. (a)	As a % of total shares held (b)	(XIV)	
								Class eg: X	Class eg: Y	Total								
<b>(1) Institutions</b>																		
(a) Mutual Fund		17	13173	0	0	13173	0.03	13173	0	13173	0.03	0	0.03	0	0	N.A.	N.A.	7153
(b) Venture Capital Funds		0	0	0	0	0	0	0	0	0	0	0	0	0	0	N.A.	N.A.	0
(c) Alternate Investment Fund		0	0	0	0	0	0	0	0	0	0	0	0	0	0	N.A.	N.A.	0
(d) Foreign Venture Capital Investors		0	0	0	0	0	0	0	0	0	0	0	0	0	0	N.A.	N.A.	0
(e) Foreign Portfolio Investors		2	38705	0	0	38705	0.09	38705	0	38705	0.09	0	0.09	0	0	N.A.	N.A.	38705
(f) Financial Institutions/Banks		8	344	0	0	344	0.00	344	0	344	0.00	0	0.00	0	0	N.A.	N.A.	0
(g) Insurance Companies		4	169463	0	0	169463	0.39	169463	0	169463	0.39	0	0.39	0	0	N.A.	N.A.	169463
(h) Provident Funds/Pension Funds		0	0	0	0	0	0	0	0	0	0	0	0	0	0	N.A.	N.A.	0
(i) Any Other		0	0	0	0	0	0.00	0	0	0	0.00	0	0.00	0	0	N.A.	N.A.	0
<b>Sub-Total B(1)</b>		<b>31</b>	<b>221685</b>	<b>0</b>	<b>0</b>	<b>221685</b>	<b>0.51</b>	<b>221685</b>	<b>0</b>	<b>221685</b>	<b>0.51</b>	<b>0</b>	<b>0.51</b>	<b>0</b>	<b>0</b>	<b>N.A.</b>	<b>N.A.</b>	<b>215321</b>
<b>(2) Central Govt./State Govt./President of India</b>																		
<b>Sub-Total B(2)</b>																		
<b>(3) Non-Institutions</b>																		
(a) i) Individual shareholders holding nominal capital upto Rs. 2 lakhs.		44011	6564198	0	0	6564198	15.19	6564198	0	6564198	15.19	0	15.19	0	0	N.A.	N.A.	4897722
ii) Individual shareholders holding nominal share capital in excess of Rs. 2 lakhs.		44	2740470	0	0	2740470	6.34	2740470	0	2740470	6.34	0	6.34	0	0	N.A.	N.A.	2740470
(b) NBFC's Registered with RBI		1	2500	0	0	2500	0.01	2500	0	2500	0.01	0	0.01	0	0	N.A.	N.A.	2500
(c) Employee Trust		0	0	0	0	0	0	0	0	0	0	0	0	0	0	N.A.	N.A.	0
(d) Overseas Depositories		0	0	0	0	0	0	0	0	0	0	0	0	0	0	N.A.	N.A.	0
(e) Any Other		2402	2913110	0	0	2913110	6.74	2913110	0	2913110	6.74	0	6.74	0	0	N.A.	N.A.	2893400
<b>Bodies Corporates</b>		<b>222</b>	<b>396338</b>	<b>0</b>	<b>0</b>	<b>396338</b>	<b>0.92</b>	<b>396338</b>	<b>0</b>	<b>396338</b>	<b>0.92</b>	<b>0</b>	<b>0.92</b>	<b>0</b>	<b>0</b>	<b>N.A.</b>	<b>N.A.</b>	<b>389254</b>
<b>NRI</b>		<b>1664</b>	<b>379782</b>	<b>0</b>	<b>0</b>	<b>379782</b>	<b>0.88</b>	<b>379782</b>	<b>0</b>	<b>379782</b>	<b>0.88</b>	<b>0</b>	<b>0.88</b>	<b>0</b>	<b>0</b>	<b>N.A.</b>	<b>N.A.</b>	<b>305643</b>
<b>Trust</b>		<b>2</b>	<b>100</b>	<b>0</b>	<b>0</b>	<b>100</b>	<b>0.00</b>	<b>100</b>	<b>0</b>	<b>100</b>	<b>0.00</b>	<b>0</b>	<b>0.00</b>	<b>0</b>	<b>0</b>	<b>N.A.</b>	<b>N.A.</b>	<b>100</b>
<b>Director or Director's Relatives</b>		<b>1</b>	<b>1</b>	<b>0</b>	<b>0</b>	<b>1</b>	<b>0.00</b>	<b>1</b>	<b>0</b>	<b>1</b>	<b>0.00</b>	<b>0</b>	<b>0.00</b>	<b>0</b>	<b>0</b>	<b>N.A.</b>	<b>N.A.</b>	<b>105</b>
<b>Clearing Member</b>		<b>50</b>	<b>50421</b>	<b>0</b>	<b>0</b>	<b>50421</b>	<b>0.12</b>	<b>50421</b>	<b>0</b>	<b>50421</b>	<b>0.12</b>	<b>0</b>	<b>0.12</b>	<b>0</b>	<b>0</b>	<b>N.A.</b>	<b>N.A.</b>	<b>50421</b>
<b>HUF</b>		<b>462</b>	<b>516309</b>	<b>0</b>	<b>0</b>	<b>516309</b>	<b>1.20</b>	<b>516309</b>	<b>0</b>	<b>516309</b>	<b>1.20</b>	<b>0</b>	<b>1.20</b>	<b>0</b>	<b>0</b>	<b>N.A.</b>	<b>N.A.</b>	<b>576401</b>
<b>IEPF Authority</b>		<b>1</b>	<b>1570159</b>	<b>0</b>	<b>0</b>	<b>1570159</b>	<b>3.63</b>	<b>1570159</b>	<b>0</b>	<b>1570159</b>	<b>3.63</b>	<b>0</b>	<b>3.63</b>	<b>0</b>	<b>0</b>	<b>N.A.</b>	<b>NA</b>	<b>1571476</b>
<b>Sub-Total B(3)</b>		<b>46458</b>	<b>12220278</b>	<b>0</b>	<b>0</b>	<b>12220278</b>	<b>28.28</b>	<b>12220278</b>	<b>0</b>	<b>12220278</b>	<b>28.28</b>	<b>0</b>	<b>28.28</b>	<b>0</b>	<b>0</b>	<b>N.A.</b>	<b>N.A.</b>	<b>10534092</b>
<b>Total Public Shareholding (B)= B(1)+B(2)+B(3)</b>		<b>46489</b>	<b>12441963</b>	<b>0</b>	<b>0</b>	<b>12441963</b>	<b>28.80</b>	<b>12441963</b>	<b>0</b>	<b>12441963</b>	<b>28.80</b>	<b>0</b>	<b>28.80</b>	<b>0</b>	<b>0</b>	<b>N.A.</b>	<b>N.A.</b>	<b>10749413</b>





TABLE IV - Statement showing shareholding pattern of the Non-Promoter-Non Public																	
Category & Name of the shareholders	PAN	No. of Shareholders	No. of Fully paid up equity shares held	No. of Partly paid up equity shares held	No. of shares underlying depository receipts	Total No of shares held (VII)= (IV)+(V)+(VI)	Shareholding as a % of total no. of shares (calculated as per SCRR, 1957), as a % of (A+B+C2)	Number of voting Rights held in each class of securities			No. of shares underlying outstanding convertible securities (including warrants)	Shareholding, as a % assuming full conversion of convertible securities (as a percentage of diluted share capital)(XI)=(V II)+(X) As a % of (A+B+C)	No. of Locked in shares		No. of shares pledged or otherwise encumbered	No. of equity shares held in dematerialised form	
								(IX)		(X)			(XI)	(XII)			(XIII)
(I)	(II)	(III)	(IV)	(V)	(VI)	(VII)	(VIII)	No. of voting Rights		Total as a % of (A+B+C)		No. (a)	As a % of total shares held (b)	No. (a)	As a % of total shares held (b)		
								Class eg: X	Class eg: Y	Total							
(1) Custodian/DR Holder																	
(a) Name of DR Holder																	
(2) Employee Benefit Trust under SEBI (Share based Employee Benefit) Regulations, 2014																	
<b>Total Non-Promoter-Non Public Shareholding (C) = ( C ) (1) + ( C ) (2)</b>																	



COTTON COUNTY RETAIL LIMITED SHAREHOLDING PATTERN AS ON 27.08.2021 (PRE)

Format of Holding Specified Securities

1.	Name of Entity	COTTON COUNTY RETAIL LIMITED	
2.	Scrip Code/Name of Scrip/Class of Securities	N.A.	
3.	Shareholding Pattern Filed under: Reg. 31(1) (a)/Reg. 31(1) (b)/Reg. 31(1)(c) a) If under 31(1) (b) then indicate the report for quarter ending b) If under 31(1)(c) then indicate date of allotment/extinguishment	POST-MERGER/AMALGAMATION	
We hereby declare that:			
S. No.	Particulars	Yes	No
1	Whether the entity has issued any partly paid up shares?		No
2	Whether the entity has issued any convertible securities or warrants?		No
3	Whether the entity has any shares against which depository receipt are issued?		No
4	Whether the entity has any shares locked- in?		No
5	Whether any shares held by promoters are pledge or otherwise encumbered?		No
6	Whether Company has equity shares with differential voting rights ?		No
7	Whether the entity has significant beneficial owner ?		No




TABLE I - Summary Statement holding of specified securities

Category	Category of Shareholder	No. of Shareholders	No. of Fully paid up equity shares held	No. of Partly paid up equity shares held	No. of shares underlying depository receipts	Total No of shares held (VII)= (IV)+(V)+(VI)	Shareholding as a % of total no. of shares (calculated as per SCRR, 1957), as a % of (A+B+C2)	Number of voting Rights held in each class of securities			No. of shares underlying outstanding convertible securities (including warrants)	Shareholding, as a % assuming full conversion of convertible securities (as a percentage of diluted share capital)(XI)=(VII)+(X) As a % of (A+B+C)	No. of Locked in shares		No. of shares pledged or otherwise encumbered		No. of equity shares held in dematerialised form (XIV)	
								(IX)	(X)	(XI)			(XII)	(XIII)	(XIV)			
(I)	(II)	(III)	(IV)	(V)	(VI)	(VII)	(VIII)	No. of voting Rights			(X)	(XI)	No. (a)	As a % of total shares held (b)	No. (a)	As a % of total shares held (b)	(XIV)	
								Class eg: X	Class eg: Y	Total								
(A)	Promoter & Promoter Group	10	21463240	0	0	21463240	100.00	21463240	0	21463240	100.00	0	100.00	0	0	0	0	21463240
(B)	Public	0	0	0	0	0	0.00	0	0	0	0.00	0	0.00	0	0	0	0	0
(C)	Non Promoter - Non Public	0	0	0	0	0	0.00	0	0	0	0.00	0	0.00	0	0	0	0	0
(C1)	Shares underlying DRs	0	0	0	0	0	0.00	0	0	0	0.00	0	0.00	0	0	0	0	0
(C2)	Shares held by Employees Trusts	0	0	0	0	0	0.00	0	0	0	0.00	0	0.00	0	0	0	0	0
	<b>Total</b>	<b>10</b>	<b>21463240</b>	<b>0</b>	<b>0</b>	<b>21463240</b>	<b>100.00</b>	<b>21463240</b>	<b>0</b>	<b>21463240</b>	<b>100.00</b>	<b>0</b>	<b>100.00</b>	<b>0</b>	<b>0</b>	<b>0</b>	<b>0</b>	<b>21463240</b>






TABLE III - Statement showing shareholding pattern of the Public Shareholders

Category & Name of the Shareholders	PAN	No. of Shareholders	No. of Fully paid up equity shares held	No. of Partly paid up equity shares held	No. of shares underlying depository receipts	Total No of shares held (IV)+(V)+(VI)	Shareholding as a % of total no. of shares (calculated as per SCRR, 1957), as a % of (A+B+C2)	Number of voting Rights held in each class of securities			No. of shares underlying outstanding convertible securities (including warrants)	Shareholding, as a % assuming full conversion of convertible securities (as a percentage of diluted share capital)(X)=(VII)+(X) As a % of (A+B+C)	No. of Locked In shares		No. of shares pledged or otherwise encumbered		No. of equity shares held in dematerialised form	
								(IX)					(X)	(XI)	(XII)	(XIII)		(XIV)
								No. of voting Rights					Total as a % of (A+B+C)	No. (a)	As a % of total shares held (b)	No. (a)		As a % of total shares held (b)
Class eg: X			Class eg: Y	Total														
(1) Institutions							0.00	0	0	0	0.00	0	0.00	0	0	N.A.	N.A.	0
(a) Mutual Fund			0	0	0	0	0.00	0	0	0	0.00	0	0.00	0	0	N.A.	N.A.	0
(b) Venture Capital Funds			0	0	0	0	0.00	0	0	0	0.00	0	0.00	0	0	N.A.	N.A.	0
(c) Alternate Investment Fund			0	0	0	0	0.00	0	0	0	0.00	0	0.00	0	0	N.A.	N.A.	0
(d) Foreign Venture Capital Investors			0	0	0	0	0.00	0	0	0	0.00	0	0.00	0	0	N.A.	N.A.	0
(e) Foreign Portfolio Investors			0	0	0	0	0.00	0	0	0	0.00	0	0.00	0	0	N.A.	N.A.	0
(f) Financial Institutions/Banks			0	0	0	0	0.00	0	0	0	0.00	0	0.00	0	0	N.A.	N.A.	0
(g) Insurance Companies			0	0	0	0	0.00	0	0	0	0.00	0	0.00	0	0	N.A.	N.A.	0
(h) Provident Funds/Pension Funds			0	0	0	0	0.00	0	0	0	0.00	0	0.00	0	0	N.A.	N.A.	0
(i) Any Other			0	0	0	0	0.00	0	0	0	0.00	0	0.00	0	0	N.A.	N.A.	0
Sub-Total B(1)			0	0	0	0	0.00	0	0	0	0.00	0	0.00	0	0	N.A.	N.A.	0
(2) Central Govt./State Govt./President of India																		
Sub-Total B(2)																		
(3) Non-Institutions																		
(a) i) Individual shareholders holding nominal capital upto Rs. 2 lakhs.			0	0	0	0	0.00	0	0	0	0.00	0	0.00	0	0	N.A.	N.A.	0
ii) Individual shareholders holding nominal share capital in excess of Rs. 2 lakhs.			0	0	0	0	0.00	0	0	0	0.00	0	0.00	0	0	N.A.	N.A.	0
(b) NBFC's Registered with RBI			0	0	0	0	0.00	0	0	0	0.00	0	0.00	0	0	N.A.	N.A.	0
(c) Employee Trust			0	0	0	0	0.00	0	0	0	0.00	0	0.00	0	0	N.A.	N.A.	0
(d) Overseas Depositories			0	0	0	0	0.00	0	0	0	0.00	0	0.00	0	0	N.A.	N.A.	0
(e) Any Other			0	0	0	0	0.00	0	0	0	0.00	0	0.00	0	0	N.A.	N.A.	0
Sub-Total B(3)			0	0	0	0	0.00	0	0	0	0.00	0	0.00	0	0	N.A.	N.A.	0
Total Public Shareholding (B)= B(1)+B(2)+B(3)			0	0	0	0	0.00	0	0	0	0.00	0	0.00	0	0	N.A.	N.A.	0

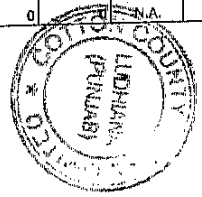



TABLE IV - Statement showing shareholding pattern of the Non-Promoter-Non Public																
Category & Name of the shareholders	PAN	No. of Shareholders	No. of Fully paid up equity shares held	No. of Partly paid up equity shares held	No. of shares underlying depository receipts	Total No of shares held (VII) = (IV)+(V)+(VI)	Shareholding as a % of total no. of shares (calculated as per SCRR, 1957), as a % of (A+B+C2)	Number of voting Rights held in each class of securities			No. of shares underlying outstanding convertible securities (including warrants)	Shareholding, as a % assuming full conversion of convertible securities (as a percentage of diluted share capital) (XI) = (VII) + (X) As a % of (A+B+C)	No. of Locked In shares		No. of shares pledged or otherwise encumbered	No. of equity shares held in dematerialised form
								No. of voting Rights		Total as a % of (A+B+C)			(XII)	(XIII)		
(I)	(II)	(III)	(IV)	(V)	(VI)	(VII)	(VIII)	(IX)		(X)	(XI)	(XII)	As a % of total shares held (b)	(XIII)	As a % of total shares held (b)	(XIV)
								Class eq: X	Class eq: Y	Total						
(1) Custodian/DR Holder																
(a) Name of DR Holder																
(2) Employee Benefit Trust under SEBI (Share based Employee Benefit) Regulations, 2014																
<b>Total Non-Promoter-Non Public Shareholding (C) = (C) (1) + (C) (2)</b>																



**COTTON COUNTY RETAIL LIMITED SHAREHOLDING PATTERN AS ON 27.08.2021 (POST)**

**Format of Holding Specified Securities**

1.	Name of Entity	COTTON COUNTY RETAIL LIMITED	
2.	Scrip Code/Name of Scrip/Class of Securities	N.A.	
3.	Shareholding Pattern Filed under: Reg. 31(1) (a)/Reg. 31(1) (b)/Reg. 31(1)(c)  c) If under 31(1) (b) then indicate the report for quarter ending  d) If under 31(1)(c) then indicate date of allotment/extinguishment	PRE-MERGER/AMALGAMATION	
We hereby declare that:			
S. No.	Particulars	Yes	No
1	Whether the entity has issued any partly paid up shares?		No
2	Whether the entity has issued any convertible securities or warrants?		No
3	Whether the entity has any shares against which depository receipt are issued?		No
4	Whether the entity has any shares locked- in?		No
5	Whether any shares held by promoters are pledge or otherwise encumbered?		No
6	Whether Company has equity shares with differential voting rights ?		No
7	Whether the entity has significant beneficial owner ?		No




TABLE I - Summary Statement holding of specified securities

Category	Category of Shareholder	No. of Shareholders	No. of Fully paid up equity shares held	No. of Partly paid up equity shares held	No. of shares underlying depository receipts	Total No of shares held (VII)=(IV)+(V)+(VI)	Shareholding as a % of total no. of shares (calculated as per SCRR, 1957), as a % of (A+B+C2)	Number of voting Rights held in each class of securities			No. of shares underlying outstanding convertible securities (including warrants)	Shareholding, as a % assuming full conversion of convertible securities (as a percentage of diluted share capital)(XI)=(VII)+(X) As a % of (A+B+C)	No. of Locked In shares		No. of shares pledged or otherwise encumbered		No. of equity shares held in dematerialised form (XIV)
								(IX)					(X)	(XI)	(XII)		
(I)	(II)	(III)	(IV)	(V)	(VI)	(VII)	(VIII)	No. of voting Rights			Total as a % of (A+B+C)	No. (a)	As a % of total shares held (b)	No. (a)	As a % of total shares held (b)	(XIV)	
								Class e.g: X	Class e.g: Y	Total							
(A)	Promoter & Promoter Group	0	0	0	0	0	0.00	0	0	0	0.00	0	0.00	0	0	0	0
(B)	Public	0	0	0	0	0	0.00	0	0	0	0.00	0	0.00	0	0	0	0
(C)	Non Promoter - Non Public	0	0	0	0	0	0				0	0	0	0	0	0	0
(C1)	Shares underlying DRs	0	0	0	0	0	0				0	0	0	0	0	0	0
(C2)	Shares held by Employees Trusts	0	0	0	0	0	0				0	0	0	0	0	0	0
	<b>Total</b>	0	0	0	0	0	0.00	0	0	0	0.00	0	0.00	0	0	0	0




TABLE II - Statement showing shareholding pattern of the Promoter and Promoter Group

Category & Name of the shareholders	PAN	No. of Shareholders	No. of Fully paid up equity shares held	No. of Partly paid up equity shares held	No. of shares underlying depository receipts	Total No of shares held (VII) = (IV)+(V)+(VI)	Shareholding as a % of total no. of shares (calculated as per SCRR, 1957), as a % of (A+B+C2)	Number of voting Rights held in each class of securities			No. of shares underlying outstanding convertible securities (including warrants)	Shareholding, as a % assuming full conversion of convertible securities (as a percentage of diluted share capital)(XII)=(VII)+(X) As a % of (A+B+C)	No. of Locked In shares		No. of shares pledged or otherwise encumbered	No. of equity shares held in dematerialised form			
								(IX)					(X)	(XI)			(XII)	(XIII)	(XIV)
								No. of voting Rights					Total as a % of (A+B+C)	No. (a)			As a % of total shares held (b)	No. (a)	As a % of total shares held (b)
Class eq: X			Class eq: Y	Total															
(1) Indian																			
(a) Individuals/Hindu undivided Family/Director			0	0	0	0	0.00	0	0	0	0	0	0	0	0	0			
(b) Central Government/State Government																			
(c) Financial Institutions/Banks																			
(d) Bodies Corporates			0	0	0	0	0.00	0	0	0	0.00	0	0	0	0	0			
Sub-Total (A) (1)			0	0	0	0	0.00	0	0	0	0.00	0	0	0	0	0			
(2) Foreign																			
(a) Individuals (Non Resident individuals/Foreign individuals)																			
(b) Government																			
(c) Institutions																			
(d) Foreign Portfolio Investor																			
(e) Any Other (specify)																			
Sub-Total (A) (2)			0	0	0	0	0				0	0							
Total Shareholding of Promoter and Promoter Group (A) = A(1)+A(2)			0	0	0	0	0.00	0	0	0	0.00	0	0	0	0	0			




TABLE III - Statement showing shareholding pattern of the Public Shareholders

Category & Name of the shareholders	PAN	No. of Shareholders	No. of Fully paid up equity shares held	No. of Partly paid up equity shares held	No. of shares underlying depository receipts	Total No of shares held (VII) = (IV)+(V)+(VI)	Shareholding as a % of total no. of shares (calculated as per SCRR, 1957), as a % of (A+B+C2)	Number of voting rights held in each class of securities			No. of shares underlying outstanding convertible securities (including warrants)	Shareholding, as a % assuming full conversion of convertible securities (as a percentage of diluted share capital)(XI)=(VII)+(X) As a % of (A+B+C)	No. of Locked in shares		No. of shares pledged or otherwise encumbered		No. of equity shares held in dematerialised form		
								(IX)		(X)			(XI)	(XII)		(XIII)			
								No. of voting Rights	Total as a % of (A+B+C)					No. (a)	As a % of total shares held (a)	No. (a)		As a % of total shares held (a)	
(I)	(II)	(III)	(IV)	(V)	(VI)	(VII)	(VIII)	Class eq: X	Class eq: Y	Total									
<b>(1) Institutions</b>																			
(a) Mutual Fund			0	0	0	0	0.00	0	0	0	0.00	0	0.00	0	0	0	N.A.	N.A.	0
(b) Venture Capital Funds			0	0	0	0	0	0	0	0	0	0	0	0	0	0	N.A.	N.A.	0
(c) Alternate investment Fund			0	0	0	0	0	0	0	0	0	0	0	0	0	0	N.A.	N.A.	0
(d) Foreign Venture Capital Investors			0	0	0	0	0	0	0	0	0	0	0	0	0	0	N.A.	N.A.	0
(e) Foreign Portfolio Investors			0	0	0	0	0	0	0	0	0.00	0	0.00	0	0	0	N.A.	N.A.	0
(f) Financial Institutions/Banks			0	0	0	0	0.00	0	0	0	0.00	0	0.00	0	0	0	N.A.	N.A.	0
(g) Insurance Companies			0	0	0	0	0	0	0	0	0	0	0	0	0	0	N.A.	N.A.	0
(h) Provident Funds/Pension Funds			0	0	0	0	0.00	0	0	0	0.00	0	0.00	0	0	0	N.A.	N.A.	0
(i) Any Other			0	0	0	0	0.00	0	0	0	0.00	0	0.00	0	0	0	N.A.	N.A.	0
<b>Sub-Total B(1)</b>			0	0	0	0	0.00	0	0	0	0.00	0	0.00	0	0	0	N.A.	N.A.	0
<b>(2) Central Govt./State Govt./President of India</b>																			
<b>Sub-Total B(2)</b>																			
<b>(3) Non-Institutions</b>																			
(a) (i) Individual shareholders holding nominal capital upto Rs. 2 lakhs.			0	0	0	0	0.00	0	0	0	0.00	0	0.00	0	0	0	N.A.	N.A.	0
(ii) Individual shareholders holding nominal share capital in excess of Rs. 2 lakhs.			0	0	0	0	0.00	0	0	0	0.00	0	0.00	0	0	0	N.A.	N.A.	0
(b) NBFC's Registered with RBI			0	0	0	0	0.00	0	0	0	0.00	0	0.00	0	0	0	N.A.	N.A.	0
(c) Employee Trust			0	0	0	0	0	0	0	0	0	0	0	0	0	0	N.A.	N.A.	0
(d) Overseas Depositories			0	0	0	0	0.00	0	0	0	0.00	0	0.00	0	0	0	N.A.	N.A.	0
(e) Any Other			0	0	0	0	0.00	0	0	0	0.00	0	0.00	0	0	0	N.A.	N.A.	0
<b>Sub-Total B(3)</b>			0	0	0	0	0.00	0	0	0	0.00	0	0.00	0	0	0	N.A.	N.A.	0
<b>Total Public Shareholding (B) = B(1)+B(2)+B(3)</b>			0	0	0	0	0.00	0	0	0	0.00	0	0.00	0	0	0	N.A.	N.A.	0





TABLE IV - Statement showing shareholding pattern of the Non-Promoter-Non Public																
Category & Name of the shareholders	PAN	No. of Shareholders	No. of Fully paid up equity shares held	No. of Partly paid up equity shares held	No. of shares underlying depository receipts	Total No of shares held (VII)= (IV)+(V)+(VI)	Shareholding as a % of total no. of shares (calculated as per SCRR, 1957), as a % of (A+B+C2)	Number of voting Rights held in each class of securities			No. of shares underlying convertible securities (including warrants)	Shareholding, as a % assuming full conversion of convertible securities (as a percentage of diluted share capital)(X)=(V+II)+(X) As a % of (A+B+C)	No. of Locked In shares		No. of shares pledged or otherwise encumbered	No. of equity shares held in dematerialised form
								IX		X			XI	XII		
(i)	(ii)	(iii)	(iv)	(v)	(vi)	(vii)	(viii)	IX		(x)	(xi)	(xii)	(xiii)	(xiv)		
								No. of voting Rights	Total as a % of (A+B+C)			No. (a)	As a % of total shares held (b)	No. (a)	As a % of total shares held (b)	
								Class eq: X	Class eq: Y	Total						
(1) Custodian/DR Holder																
(a) Name of DR Holder																
(2) Employee Benefit Trust under SEBI (Share based Employee Benefit) Regulations, 2014																
<b>Total Non-Promoter-Non Public Shareholding (C) = ( C ) (1) + ( C ) (2)</b>																



152

**COTTON COUNTY RETAIL LIMITED SHAREHOLDING PATTERN AS ON 27.08.2021 (PRE-WITHOUT PAN)**

**Format of Holding Specified Securities**

1.	Name of Entity	COTTON COUNTY RETAIL LIMITED
2.	Scrip Code/Name of Scrip/Class of Securities	N.A.
3.	Shareholding Pattern Filed under: Reg. 31(1) (a)/Reg. 31(1) (b)/Reg. 31(1)(c)  a) If under 31(1) (b) then indicate the report for quarter ending  b) If under 31(1)(c) then indicate date of allotment/extinguishment	POST-MERGER/AMALGAMATION

We hereby declare that:

S. No.	Particulars	Yes	No
1	Whether the entity has issued any partly paid up shares?		No
2	Whether the entity has issued any convertible securities or warrants?		No
3	Whether the entity has any shares against which depository receipt are issued?		No
4	Whether the entity has any shares locked- in?		No
5	Whether any shares held by promoters are pledge or otherwise encumbered?		No
6	Whether Company has equity shares with differential voting rights ?		No
7	Whether the entity has significant beneficial owner ?		No



TABLE I - Summary Statement holding of specified securities

Category	Category of Shareholder	No. of Shareholders	No. of Fully paid up equity shares held	No. of Partly paid up equity shares held	No. of shares underlying depository receipts	Total No of shares held (VII)=(IV)+(V)+(VI)	Shareholding as a % of total no. of shares (calculated as per SCRR, 1957), as a % of (A+B+C2)	Number of voting Rights held in each class of securities			No. of shares underlying outstanding convertible securities (including warrants)	Shareholding, as a % assuming full conversion of convertible securities (as a percentage of diluted share capital)(XI)=(VII)+(X) As a % of (A+B+C)	No. of Locked in shares		No. of shares pledged or otherwise encumbered		No. of equity shares held in dematerialised form (XIV)	
								(IX)		(X)			(XI)	(XII)	(XIII)			(XIV)
(I)	(II)	(III)	(IV)	(V)	(VI)	(VII)	(VIII)	(IX)			(X)	(XI)	(XII)	(XIII)		(XIV)		
								No. of voting Rights		Total as a % of (A+B+C)		No. (a)	As a % of total shares held (b)	No. (a)	As a % of total shares held (b)			
								Class: eg: X	Class: eg: Y	Total								
(A)	Promoter & Promoter Group	10	21463240	0	0	21463240	100.00	21463240	0	21463240	100.00	0	100.00	0	0	0	0	21463240
(B)	Public	0	0	0	0	0	0.00	0	0	0	0.00	0	0.00	0	0	0	0	0
(C)	Non Promoter - Non Public	0	0	0	0	0	0				0	0	0	0	0	0	0	0
(C1)	Shares underlying DRs	0	0	0	0	0	0				0	0	0	0	0	0	0	0
(C2)	Shares held by Employees Trusts	0	0	0	0	0	0				0	0	0	0	0	0	0	0
	<b>Total</b>	<b>10</b>	<b>21463240</b>	<b>0</b>	<b>0</b>	<b>21463240</b>	<b>100.00</b>	<b>21463240</b>	<b>0</b>	<b>21463240</b>	<b>100.00</b>	<b>0</b>	<b>100.00</b>	<b>0</b>	<b>0</b>	<b>0</b>	<b>0</b>	<b>21463240</b>




TABLE II - Statement showing shareholding pattern of the Promoter and Promoter Group																	
Category & Name of the shareholders	PAN	No. of Shareholders	No. of Fully paid up equity shares held	No. of Partly paid up equity shares held	No. of shares underlying depository receipts	Total No of shares held (VII)=(IV)+(V)+(VI)	Shareholding as a % of total no. of shares (calculated as per SCRR, 1957), as a % of (A+B+C2)	Number of voting Rights held in each class of securities			No. of shares underlying outstanding convertible securities (including warrants)	Shareholding, as a % assuming full conversion of convertible securities (as a percentage of diluted share capital)(X)=(VII)+(X) As a % of (A+B+C)	No. of Locked In shares:		No. of shares pledged or otherwise encumbered	No. of equity shares held in dematerialised form	
								(IX)		(X)			(XI)	(XII)			(XIII)
(I)	(II)	(III)	(IV)	(V)	(VI)	(VII)	(VIII)	No. of voting Rights		Total as a % of (A+B+C)		No. (a)	As a % of total shares held (b)	No. (a)	As a % of total shares held (b)	(XIV)	
								Class eq: X	Class eq: Y	Total							
(1) Indian																	
(a) Individuals/Hindu undivided Family/Director		3	3	0	0	3	0.00	5	0	5	0	0	0	0	0	0	0
Dinesh Gogna *			1	0	0	1	0.00	1	0	1000	0	0	0	0	0	0	1
Bharat Bhushan Gupta *			1	0	0	1	0.00	1	0	1	0	0	0	0	0	0	1
Som Garg *			1	0	0	1	0.00	1	0	1	0	0	0	0	0	0	1
(b) Central Government/State Government																	21463237
(c) Financial Institutions/Banks																	3433766
(d) Bodies Corporates		7	21463237	0	0	21463237	100.00	21463237	0	21463237	100.00	0	100.00	0	0	0	2850000
J.L. GROWTH FUND LTD.			3433766	0	0	3433766	16.00	3433766	0	3433766	16.00	0	16.00	0	0	0	2850000
WARDHMAN INVESTMENTS LTD.			2850000	0	0	2850000	13.28	2850000	0	2850000	13.28	0	13.28	0	0	0	70902
KOVALAM INVESTMENT & TRADING CO. LTD.			70902	0	0	70902	0.33	70902	0	70902	0.33	0	0.33	0	0	0	2850000
ATAM VALLABH FINANCIALS LTD.			2850000	0	0	2850000	12.35	2850000	0	2850000	12.35	0	12.35	0	0	0	1800003
YANAUK INVESTORS LTD.			430128	0	0	430128	2.00	430128	0	430128	2.00	0	2.00	0	0	0	430128
ADHILASH GROWTH FUND PVT. LTD.			10228438	0	0	10228438	47.66	10228438	0	10228438	47.66	0	47.66	0	0	0	10228438
NAHAR INDUSTRIAL ENTERPRISES LIMITED			10228438	0	0	10228438	47.66	10228438	0	10228438	47.66	0	47.66	0	0	0	10228438
Sub-T total (A) (1)		10	21463240	0	0	21463240	100.00	21463240	0	21463240	100.00	0	100.00	0	0	0	21463240
(2) Foreign																	
(a) Individuals (Non Resident Individuals/Foreign Individuals)																	
(b) Government																	
(c) Institutions																	
(d) Foreign Portfolio Investor																	
(e) Any Other (specify)																	
Sub-T total (A) (2)			0	0	0	0	0	0	0	0	0	0	0	0	0	0	0
Total Shareholding of Promoter and Promoter Group (A)=A(1)+A(2)		10	21463240	0	0	21463240	100.00	21463240	0	21463240	100.00	0	100.00	0	0	0	21463240

\* Shares held as nominee of Nahar Industrial Enterprises Limited




TABLE III - Statement showing shareholding pattern of the Public Shareholders

Category & Name of the shareholders	PAN	No. of Shareholders	No. of Fully paid up equity shares held	No. of Partly paid up equity shares held	No. of shares underlying depository receipts	Total No of shares held (VII)= (IV)+(V)+(VI)	Shareholding as a % of total no. of shares (calculated as per SCRR, 1957), as a % of (A+B+C2)	Number of voting Rights held in each class of securities			No. of shares underlying outstanding & convertible securities (including warrants)	Shareholding as a % assuming full conversion of convertible securities (as a percentage of diluted share capital)(XI)=(VII)+(X) As a % of (A+B+C)	No. of Locked in shares		No. of shares pledged or otherwise encumbered		No. of equity shares held in dematerialised form	
								(IX)					(X)	(XI)	(XII)	(XIII)		(XIV)
								No. of voting Rights					Total as a % of (A+B+C)	No. (a)	As a % of total shares held (b)	No. (a)		As a % of total shares held (b)
(I)	(II)	(III)	(IV)	(V)	(VI)	(VII)	(VIII)	(IX)			(X)	(XI)	(XII)	(XIII)	(XIV)			
								Class eg: X	Class eg: Y	Total								
(1) Institutions		0	0	0	0	0	0.00	0	0	0	0.00	0	0.00	0	0	N.A.	N.A.	0
(a) Mutual Fund		0	0	0	0	0	0.00	0	0	0	0.00	0	0.00	0	0	N.A.	N.A.	0
(b) Venture Capital Funds		0	0	0	0	0	0.00	0	0	0	0.00	0	0.00	0	0	N.A.	N.A.	0
(c) Alternate Investment Fund		0	0	0	0	0	0.00	0	0	0	0.00	0	0.00	0	0	N.A.	N.A.	0
(d) Foreign Venture Capital Investors		0	0	0	0	0	0.00	0	0	0	0.00	0	0.00	0	0	N.A.	N.A.	0
(e) Foreign Portfolio Investors		0	0	0	0	0	0.00	0	0	0	0.00	0	0.00	0	0	N.A.	N.A.	0
(f) Financial Institutions/Banks		0	0	0	0	0	0.00	0	0	0	0.00	0	0.00	0	0	N.A.	N.A.	0
(g) Insurance Companies		0	0	0	0	0	0.00	0	0	0	0.00	0	0.00	0	0	N.A.	N.A.	0
(h) Provident Funds/Pension Funds		0	0	0	0	0	0.00	0	0	0	0.00	0	0.00	0	0	N.A.	N.A.	0
(i) Any Other		0	0	0	0	0	0.00	0	0	0	0.00	0	0.00	0	0	N.A.	N.A.	0
Sub-Total B(1)		0	0	0	0	0	0.00	0	0	0	0.00	0	0.00	0	0	N.A.	N.A.	0
(2) Central Govt./State Govt./President of India																		
Sub-Total B(2)																		
(3) Non-Institutions																		
(a) i) Individual shareholders holding nominal capital upto Rs. 2 lakhs.		0	0	0	0	0	0.00	0	0	0	0.00	0	0.00	0	0	N.A.	N.A.	0
ii) Individual shareholders holding nominal share capital in excess of Rs. 2 lakhs.		0	0	0	0	0	0.00	0	0	0	0.00	0	0.00	0	0	N.A.	N.A.	0
(b) NBFCs Registered with RBI		0	0	0	0	0	0.00	0	0	0	0.00	0	0.00	0	0	N.A.	N.A.	0
(c) Employee Trust		0	0	0	0	0	0.00	0	0	0	0.00	0	0.00	0	0	N.A.	N.A.	0
(d) Overseas Depositories		0	0	0	0	0	0.00	0	0	0	0.00	0	0.00	0	0	N.A.	N.A.	0
(e) Any Other		0	0	0	0	0	0.00	0	0	0	0.00	0	0.00	0	0	N.A.	N.A.	0
Sub-Total B(3)		0	0	0	0	0	0.00	0	0	0	0.00	0	0.00	0	0	N.A.	N.A.	0
Total Public Shareholding (B)= B(1)+B(2)+B(3)		0	0	0	0	0	0.00	0	0	0	0.00	0	0.00	0	0	N.A.	N.A.	0





TABLE IV - Statement showing shareholding pattern of the Non-Promoter-Non Public																
Category & Name of the shareholders	PAN	No. of Shareholders	No. of Fully paid up equity shares held	No. of Partly paid up equity shares held	No. of shares underlying depository receipts	Total No of shares held (VII) = (IV)+(V)+(VI)	Shareholding as a % of total no. of shares (calculated as per SCRR, 1957), as a % of (A+B+C2)	Number of voting rights held in each class of securities			No. of shares underlying outstanding convertible securities (including warrants)	Shareholding, as a % assuming full conversion of convertible securities (as a percentage of diluted share capital)(XI)=(VII)+(X) As a % of (A+B+C)	No. of Locked in shares		No. of shares pledged or otherwise encumbered	No. of equity shares held in dematerialised form
								(IX) No. of voting Rights		Total as a % of (A+B+C)			(X)	(XI)		
(I)	(II)	(III)	(IV)	(V)	(VI)	(VII)	(VIII)	(IX)		(X)	(XI)	(XII)	(XIII)	(XIV)		
								Class eq: X	Class eq: Y	Total						
(1) Custodian/DR Holder																
(a) Name of DR Holder																
(2) Employee Benefit Trust under SEBI (Share based Employee Benefit) Regulations, 2014																
<b>Total Non-Promoter-Non Public Shareholding (C) = (C) (1) + (C) (2)</b>																



157

**COTTON COUNTY RETAIL LIMITED SHAREHOLDING PATTERN AS ON 27.08.2021 (POST- WITHOUT PAN)**

**Format of Holding Specified Securities**

1.	Name of Entity	COTTON COUNTY RETAIL LIMITED	
2.	Scrip Code/Name of Scrip/Class of Securities	N.A.	
3	Shareholding Pattern Filed under: Reg. 31(1) (a)/Reg. 31(1) (b)/Reg. 31(1)(c)  c) If under 31(1) (b) then indicate the report for quarter ending  d) If under 31(1)(c) then indicate date of allotment/extinguishment	PRE-MERGER/AMALGAMATION	
We hereby declare that:			
S. No.	Particulars	Yes	No
1	Whether the entity has issued any partly paid up shares?		No
2	Whether the entity has issued any convertible securities or warrants?		No
3	Whether the entity has any shares against which depository receipt are issued?		No
4	Whether the entity has any shares locked- in?		No
5	Whether any shares held by promoters are pledge or otherwise encumbered?		No
6	Whether Company has equity shares with differential voting rights ?		No
7	Whether the entity has significant beneficial owner ?		No



TABLE I - Summary Statement holding of specified securities

Category	Category of Shareholder	No. of Shareholders	No. of Fully paid up equity shares held	No. of Partly paid up equity shares held	No. of shares underlying depository receipts	Total No of shares held (VII)= (IV)+(V)+(VI)	Shareholding as a % of total no. of shares (calculated as per SCRR, 1957), as a % of (A+B+C)	Number of voting Rights held in each class of securities			No. of shares underlying outstanding convertible securities (including warrants)	Shareholding, as a % assuming full conversion of convertible securities (as a percentage of diluted share capital) (XI)=(VII)+(X) As a % of (A+B+C)	No. of Locked in shares		No. of shares pledged or otherwise encumbered		No. of equity shares held in dematerialised form (XIV)		
								(IX)					(X)	(XI)	(XII)			(XIII)	
								No. of voting Rights		Total as a % of (A+B+C)				No. (a)	As a % of total shares held (b)	No. (a)		As a % of total shares held (b)	
Class eg: X			Class eg: Y			Total													
(A)	Promoter & Promoter Group	0	0	0	0	0	0.00	0	0	0	0.00	0	0.00	0	0	0	0	0	
(B)	Public	0	0	0	0	0	0.00	0	0	0	0.00	0	0.00	0	0	0	0	0	
(C)	Non Promoter - Non Public	0	0	0	0	0	0	0	0	0	0	0	0	0	0	0	0	0	
(C1)	Shares underlying DRs	0	0	0	0	0	0	0	0	0	0	0	0	0	0	0	0	0	
(C2)	Shares held by Employees Trusts	0	0	0	0	0	0	0	0	0	0	0	0	0	0	0	0	0	
	<b>Total</b>	0	0	0	0	0	0.00	0	0	0	0.00	0	0.00	0	0	0	0	0	




TABLE II - Statement showing shareholding pattern of the Promoter and Promoter Group																
Category & Name of the shareholders	PAN	No. of Shareholders	No. of Fully paid up equity shares held	No. of Partly paid up equity shares held	No. of shares underlying depository receipts	Total No of shares held (VII) = (IV)+(V)+(VI)	Shareholding as a % of total no. of shares (calculated as per SCRR, 1957), as a % of (A+B+C2)	Number of voting Rights held in each class of securities			No. of shares underlying outstanding convertible securities (including warrants)	Shareholding, as a % assuming full conversion of convertible securities (as a percentage of diluted share capital) (XI) = (VII) + (X) As a % of (A+B+C)	No. of Locked in shares		No. of shares pledged or otherwise encumbered	No. of equity shares held in dematerialised form
								(IX)		(X)			(XI)	(XII)		
(i)	(ii)	(iii)	(iv)	(v)	(vi)	(vii)	(viii)	No. of voting Rights		Total as a % of (A+B+C)		No. (a)	As a % of total shares held (b)	No. (a)	As a % of total shares held (b)	
								Class eq: X	Class eq: Y	Total						
(1) Indian																
(a) Individuals/Undivided Family/Director		0	0	0	0	0	0.00	0	0	0	0	0	0	0	0	0
(b) Central Government/State Government																
(c) Financial Institutions/Banks																
(d) Bodies Corporates		0	0	0	0	0	0.00	0	0	0	0.00	0	0.00	0	0	0
Sub-Total (A) (1)		0	0	0	0	0	0.00	0	0	0	0.00	0	0.00	0	0	0
(2) Foreign		0														
(a) Individuals (Non Resident Individuals/Foreign Individuals)																
(b) Government																
(c) Institutions																
(d) Foreign Portfolio Investor																
(e) Any Other (specify)																
Sub-Total (A) (2)		0	0	0	0	0	0				0	0				
Total Shareholding of Promoter and Promoter Group (A) = A(1)+A(2)		0	0	0	0	0	0.00	0	0	0	0.00	0	0.00	0	0	0




TABLE III - Statement showing shareholding pattern of the Public Shareholders

Category & Name of the Shareholders	PAN	No. of Shareholders	No. of Fully paid up equity shares held	No. of Partly paid up equity shares held	No. of shares underlying depository receipts	Total No of shares held (VII)=(IV)+(V)+(VI)	Shareholding as a % of total no. of shares (calculated as per SCRR, 1957), as a % of (A+B+C2)	Number of voting Rights held in each class of securities			No. of shares underlying outstanding & convertible securities (including warrants)	Shareholding as a % assuming full conversion of convertible securities (as a percentage of diluted share capital)(XI)=(VII)+(X) As a % of (A+B+C)	No. of Locked in shares		No. of shares pledged or otherwise encumbered		No. of equity shares held in dematerialised form	
								(IX)					(X)	(XI)	(XII)	(XIII)		(XIV)
								No. of voting Rights										
(I)	(II)	(III)	(IV)	(V)	(VI)	(VII)	(VIII)	Class eg: X	Class eg: Y	Total	(X)	(XI)	(XII)	(XIII)	(XIV)			
<b>(1) Institutions</b>			0	0	0	0	0.00	0	0	0	0.00	0	0.00	0	0	N.A.	N.A.	0
(a) Mutual Fund			0	0	0	0	0.00	0	0	0	0.00	0	0.00	0	0	N.A.	N.A.	0
(b) Venture Capital Funds			0	0	0	0	0.00	0	0	0	0.00	0	0.00	0	0	N.A.	N.A.	0
(c) Alternate Investment Fund			0	0	0	0	0.00	0	0	0	0.00	0	0.00	0	0	N.A.	N.A.	0
(d) Foreign Venture Capital Investors			0	0	0	0	0.00	0	0	0	0.00	0	0.00	0	0	N.A.	N.A.	0
(e) Foreign Portfolio investors			0	0	0	0	0.00	0	0	0	0.00	0	0.00	0	0	N.A.	N.A.	0
(f) Financial Institutions/Banks			0	0	0	0	0.00	0	0	0	0.00	0	0.00	0	0	N.A.	N.A.	0
(g) Insurance Companies			0	0	0	0	0.00	0	0	0	0.00	0	0.00	0	0	N.A.	N.A.	0
(h) Provident Funds/Pension Funds			0	0	0	0	0.00	0	0	0	0.00	0	0.00	0	0	N.A.	N.A.	0
(i) Any Other			0	0	0	0	0.00	0	0	0	0.00	0	0.00	0	0	N.A.	N.A.	0
<b>Sub-Total B(1)</b>			0	0	0	0	0.00	0	0	0	0.00	0	0.00	0	0	N.A.	N.A.	0
<b>(2) Central Govt./State Govt./President of India</b>			0	0	0	0	0.00	0	0	0	0.00	0	0.00	0	0	N.A.	N.A.	0
<b>Sub-Total B(2)</b>			0	0	0	0	0.00	0	0	0	0.00	0	0.00	0	0	N.A.	N.A.	0
<b>(3) Non-Institutions</b>			0	0	0	0	0.00	0	0	0	0.00	0	0.00	0	0	N.A.	N.A.	0
(a) i) Individual shareholders holding nominal capital upto Rs. 2 lakhs.			0	0	0	0	0.00	0	0	0	0.00	0	0.00	0	0	N.A.	N.A.	0
ii) Individual shareholders holding nominal share capital in excess of Rs. 2 lakhs.			0	0	0	0	0.00	0	0	0	0.00	0	0.00	0	0	N.A.	N.A.	0
(b) NBFC's Registered with RBI			0	0	0	0	0.00	0	0	0	0.00	0	0.00	0	0	N.A.	N.A.	0
(c) Employee Trust			0	0	0	0	0.00	0	0	0	0.00	0	0.00	0	0	N.A.	N.A.	0
(d) Overseas Depositories			0	0	0	0	0.00	0	0	0	0.00	0	0.00	0	0	N.A.	N.A.	0
(e) Any Other			0	0	0	0	0.00	0	0	0	0.00	0	0.00	0	0	N.A.	N.A.	0
<b>Sub-Total B(3)</b>			0	0	0	0	0.00	0	0	0	0.00	0	0.00	0	0	N.A.	N.A.	0
<b>Total Public Shareholding (B)= B(1)+B(2)+B(3)</b>			0	0	0	0	0.00	0	0	0	0.00	0	0.00	0	0	N.A.	N.A.	0




TABLE IV - Statement showing shareholding pattern of the Non-Promoter-Non Public																
Category & Name of the shareholders	PAN	No. of Shareholders	No. of Fully paid up equity shares held	No. of Partly paid up equity shares held	No. of shares underlying depository receipts	Total No of shares held (VII)= (IV)+(V)+(VI)	Shareholding as a % of total no. of shares (calculated as per SCRR, 1957), as a % of (A+B+C2)	Number of voting Rights held in each class of securities			No. of shares underlying outstanding convertible securities (including warrants)	Shareholding, as a % assuming full conversion of convertible securities (as a percentage of diluted share capital)(XI)=(V II)+(X) As a % of (A+B+C)	No. of Locked in shares		No. of shares pledged or otherwise encumbered	No. of equity shares held in dematerialised form
								No. of voting Rights		Total as a % of (A+B+C)			No. (a)	As a % of total shares held (b)		
(I)	(II)	(III)	(IV)	(V)	(VI)	(VII)	(VIII)	(IX)			(X)	(XI)	(XII)	(XIII)	(XIV)	
								Class eg: X	Class eg: Y	Total			No. (a)	As a % of total shares held (b)	No. (a)	As a % of total shares held (b)
(1)																
(a)																
(2)																
<b>Total Non-Promoter-Non Public Shareholding (C) = ( C ) (1) + ( C ) (2)</b>																

